



COAXIAL

Adapter, N-F to N-F

NF-NF50+

50Ω DC to 6 GHz

THE BIG DEAL

- Excellent VSWR, 1.05:1 typ.
- Low insertion loss, 0.03 dB typ.
- Tri metal finish



Generic photo used for illustration purposes only

APPLICATIONS

- Interconnection of RF cables and equipment

Model No.	NF-NF50+
Case Style	DJ1092
Connectors	N-Female to N-Female

+RoHS Compliant

The +Suffix identifies RoHS Compliance. See our web site for RoHS Compliance methodologies and qualifications

ELECTRICAL SPECIFICATIONS AT=25°C

Parameter	Frequency (GHz)	Electrical Specification			Units
		Min.	Typ.	Max.	
Frequency Range		DC		6	GHz
Insertion Loss	DC - 6	—	0.05	0.10	dB
VSWR	DC - 2	—	—	1.10	:1
	DC - 4	—	—	1.20	
	DC - 6	—	—	1.20	

MAXIMUM RATINGS

Parameter	Ratings
Operating temperature	-55°C to 100°C
Storage temperature	-55°C to 100°C

Permanent damage may occur if any of these limits are exceeded.

REV. C
ECO-012138
NF-NF50+
MCL NY
220215





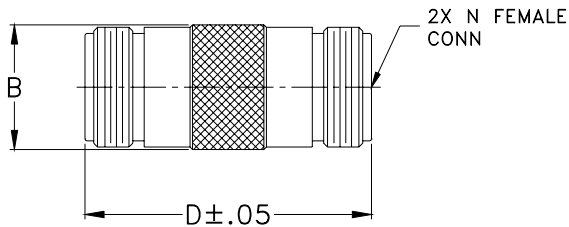
COAXIAL

Adapter, N-F to N-F

NF-NF50+

Mini-Circuits

OUTLINE DRAWING



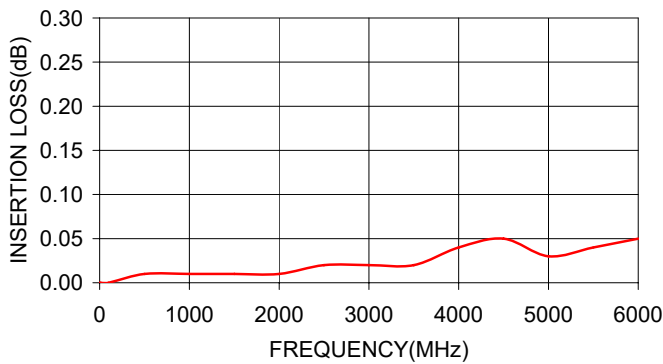
OUTLINE DIMENSIONS (Inches/mm)

A	B	C	D	E	wt
--	.65	--	1.50	--	grams
--	16.5	--	38.00	--	37.2

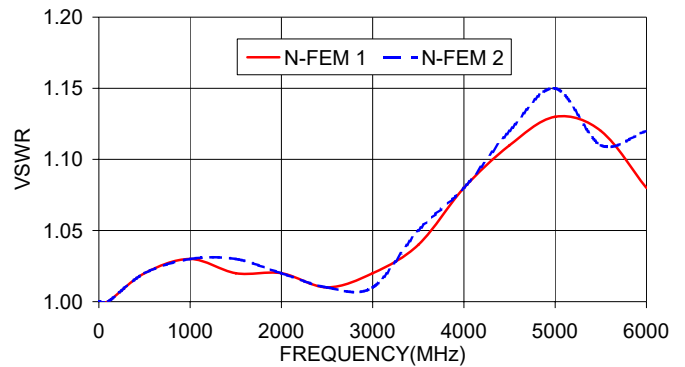
TYPICAL PERFORMANCE DATA

Frequency (MHz)	Insertion Loss (dB)	VSWR (:1)	
		N-FEMALE	N-FEMALE
0.50	0.00	1.00	1.00
10.00	0.00	1.00	1.00
100.00	0.00	1.00	1.00
500.00	0.01	1.02	1.02
1000.00	0.01	1.03	1.03
1500.00	0.01	1.02	1.03
2000.00	0.01	1.02	1.02
2500.00	0.02	1.01	1.01
3000.00	0.02	1.02	1.01
3500.00	0.02	1.04	1.05
4000.00	0.04	1.08	1.08
4500.00	0.05	1.11	1.12
5000.00	0.03	1.13	1.15
5500.00	0.04	1.12	1.11
6000.00	0.05	1.08	1.12

NF-NF50+
INSERTION LOSS



NF-NF50+
VSWR



NOTES

- A. Performance and quality attributes and conditions not expressly stated in this specification document are intended to be excluded and do not form a part of this specification document.
- B. Electrical specifications and performance data contained in this specification document are based on Mini-Circuit's applicable established test performance criteria and measurement instructions.
- C. The parts covered by this specification document are subject to Mini-Circuits standard limited warranty and terms and conditions (collectively, "Standard Terms"); Purchasers of this part are entitled to the rights and benefits contained therein. For a full statement of the standard. Terms and the exclusive rights and remedies thereunder, please visit Mini-Circuits' website at www.minicircuits.com/MCLStore/terms.jsp

