

# FKCOR 2,5/15-ST-5,08-LR - PCB connector



1861823

<https://www.phoenixcontact.com/us/products/1861823>

Please be informed that the data shown in this PDF document is generated from our online catalog. Please find the complete data in the user documentation. Our general terms of use for downloads are valid.



PCB connector, nominal cross section: 2.5 mm<sup>2</sup>, color: green, nominal current: 12 A, rated voltage (III/2): 320 V, contact surface: Tin, contact connection type: Socket, number of potentials: 15, number of rows: 1, number of positions: 15, number of connections: 15, product range: FKCOR 2,5/...-ST-LR, pitch: 5.08 mm, connection method: Push-in spring connection, conductor/PCB connection direction: 90 °, locking clip: - Locking clip, plug-in system: COMBICON MSTB 2,5, locking: Snap-in locking, mounting: Lock & Release ejector lever, type of packaging: packed in cardboard

## Your advantages

- The conductor connection orthogonal to the direction of operation simplifies the cabling of DIN-rail-mountable devices
- Time saving push-in connection, tools not required
- Intuitive use through colour coded actuation lever
- Automatic locking and intuitive release through Lock and Release operating lever in contrasting color
- Can be combined with the MSTB 2,5 range

## Commercial data

|                                      |                                |
|--------------------------------------|--------------------------------|
| Item number                          | 1861823                        |
| Packing unit                         | 1 pc                           |
| Minimum order quantity               | 50 pc                          |
| Note                                 | Made to order (non-returnable) |
| Sales key                            | AA03                           |
| Product key                          | AACFGE                         |
| GTIN                                 | 4055626125183                  |
| Weight per piece (including packing) | 19.986 g                       |
| Weight per piece (excluding packing) | 2.22 g                         |
| Customs tariff number                | 85366990                       |
| Country of origin                    | PL                             |

## Technical data

### Product properties

|                       |                       |
|-----------------------|-----------------------|
| Product line          | COMBICON Connectors M |
| Product type          | PCB connector         |
| Product family        | FKCOR 2,5/...-ST-LR   |
| Number of positions   | 15                    |
| Pitch                 | 5.08 mm               |
| Number of connections | 15                    |
| Number of rows        | 1                     |
| Number of potentials  | 15                    |

### Electrical properties

|                             |                |
|-----------------------------|----------------|
| Nominal current $I_N$       | 12 A           |
| Nominal voltage $U_N$       | 320 V          |
| Degree of pollution         | 3              |
| Contact resistance          | 1.3 m $\Omega$ |
| Rated voltage (III/3)       | 250 V          |
| Rated surge voltage (III/3) | 4 kV           |
| Rated voltage (III/2)       | 320 V          |
| Rated surge voltage (III/2) | 4 kV           |
| Rated voltage (II/2)        | 630 V          |
| Rated surge voltage (II/2)  | 4 kV           |

### Connection data

#### Connection technology

|                         |                     |
|-------------------------|---------------------|
| Connector system        | COMBICON MSTB 2,5   |
| Nominal cross section   | 2.5 mm <sup>2</sup> |
| Contact connection type | Socket              |

#### Interlock

|                 |                              |
|-----------------|------------------------------|
| Locking type    | Snap-in locking              |
| Mounting flange | Lock & Release ejector lever |

#### Conductor connection

|   |  |
|---|--|
| Connection method   | Push-in spring connection                    |
| Conductor/PCB connection direction                                    | 90 °   |
| Conductor cross section rigid   | 0.2 mm <sup>2</sup> ... 2.5 mm <sup>2</sup>  |
| Conductor cross section flexible                                      | 0.2 mm <sup>2</sup> ... 2.5 mm <sup>2</sup>  |
| Conductor cross section AWG   | 24 ... 12                                    |
| Conductor cross section flexible, with ferrule without plastic sleeve | 0.25 mm <sup>2</sup> ... 2.5 mm <sup>2</sup> |
| Conductor cross section, flexible, with ferrule, with plastic sleeve  | 0.14 mm <sup>2</sup> ... 2.5 mm <sup>2</sup> |
| Cylindrical gauge a x b / diameter                                    | 2.8 mm x 2.0 mm / 2.3 mm                     |

# FKCOR 2,5/15-ST-5,08-LR - PCB connector



1861823

<https://www.phoenixcontact.com/us/products/1861823>

|                  |       |
|------------------|-------|
| Stripping length | 10 mm |
|------------------|-------|

## Specifications for ferrules without insulating collar

|  |  |
|--|--|
| recommended crimping tool                                    | 1212034 CRIMPFOX 6   |
| ferrules without insulating collar, according to DIN 46228-1 | Cross section: 0.25 mm <sup>2</sup> ; Length: 7 mm           |
|  | Cross section: 0.34 mm <sup>2</sup> ; Length: 7 mm           |
|  | Cross section: 0.5 mm <sup>2</sup> ; Length: 8 mm ... 10 mm  |
|  | Cross section: 0.75 mm <sup>2</sup> ; Length: 8 mm ... 10 mm |
|  | Cross section: 1 mm <sup>2</sup> ; Length: 8 mm ... 10 mm    |
|  | Cross section: 1.5 mm <sup>2</sup> ; Length: 8 mm ... 10 mm  |
|  | Cross section: 2.5 mm <sup>2</sup> ; Length: 8 mm ... 10 mm  |

## Specifications for ferrules with insulating collar

|   |  |
|---|--|
| recommended crimping tool                                 | 1212034 CRIMPFOX 6   |
| ferrules with insulating collar, according to DIN 46228-4 | Cross section: 0.14 mm <sup>2</sup> ; Length: 8 mm           |
|   | Cross section: 0.25 mm <sup>2</sup> ; Length: 8 mm ... 10 mm |
|   | Cross section: 0.34 mm <sup>2</sup> ; Length: 8 mm ... 10 mm |
|   | Cross section: 0.5 mm <sup>2</sup> ; Length: 8 mm ... 10 mm  |
|   | Cross section: 0.75 mm <sup>2</sup> ; Length: 8 mm ... 10 mm |
|   | Cross section: 1.5 mm <sup>2</sup> ; Length: 8 mm ... 10 mm  |
|   | Cross section: 2.5 mm <sup>2</sup> ; Length: 10 mm           |

## Material specifications

### Material data - contact

|  |  |
|--|--|
| Note                                     | WEEE/RoHS-compliant, free of whiskers according to IEC 60068-2-82/JEDEC JESD 201 |
| Contact material                         | Cu alloy   |
| Surface characteristics                  | hot-dip tin-plated   |
| Metal surface terminal point (top layer) | Tin (4 - 8 µm Sn)  |
| Metal surface contact area (top layer)   | Tin (4 - 8 µm Sn)  |

### Material data - housing

|   |              |
|---|--------------|
| Color (Housing)   | green (6021) |
| Insulating material   | PA           |
| Insulating material group   | I            |
| CTI according to IEC 60112  | 600          |
| Flammability rating according to UL 94                            | V0           |
| Glow wire flammability index GWFI according to EN 60695-2-12      | 850          |
| Glow wire ignition temperature GWIT according to EN 60695-2-13    | 775          |
| Temperature for the ball pressure test according to EN 60695-10-2 | 125 °C       |

### Material data – actuating element

|                           |               |
|---------------------------|---------------|
| Color (Actuating element) | orange (2003) |
| Insulating material       | PBT           |

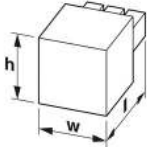
# FKCOR 2,5/15-ST-5,08-LR - PCB connector

1861823

<https://www.phoenixcontact.com/us/products/1861823>

|  |      |
|--|------|
| Insulating material group              | IIIa |
| CTI according to IEC 60112             | 275  |
| Flammability rating according to UL 94 | V0   |

## Dimensions

|                     |  |
|---------------------|--|
| Dimensional drawing |  |
| Pitch               | 5.08 mm  |
| Width [w]           | 85.2 mm  |
| Height [h]          | 14.7 mm  |
| Length [l]          | 29.1 mm  |

## Mounting

|                   |                           |
|-------------------|---------------------------|
| Connection method | Push-in spring connection |
|-------------------|---------------------------|

## Notes

|                    |  |
|--------------------|--|
| Notes on operation | In accordance with IEC 61984, COMBICON connectors have no switching power (COC). During designated use, they must not be plugged in or disconnected when carrying voltage or under load. |
|--------------------|--|

## Mechanical tests

### Conductor connection

|               |                     |
|---------------|---------------------|
| Specification | IEC 60999-1:1999-11 |
| Result        | Test passed         |

### Test for conductor damage and slackening

|               |                     |
|---------------|---------------------|
| Specification | IEC 60999-1:1999-11 |
| Result        | Test passed         |

### Repeated connection and disconnection

|               |                     |
|---------------|---------------------|
| Specification | IEC 60999-1:1999-11 |
| Result        | Test passed         |

### Pull-out test

|   |   |
|---|---|
| Specification   | IEC 60999-1:1999-11                     |
| Conductor cross section/conductor type/tractive force setpoint/actual value | 0.2 mm <sup>2</sup> / solid / > 10 N    |
|   | 0.2 mm <sup>2</sup> / flexible / > 10 N |
|   | 2.5 mm <sup>2</sup> / solid / > 50 N    |
|   | 2.5 mm <sup>2</sup> / flexible / > 50 N |

### Insertion and withdrawal forces

|               |             |
|---------------|-------------|
| Result        | Test passed |
| No. of cycles | 25          |

# FKCOR 2,5/15-ST-5,08-LR - PCB connector



1861823

<https://www.phoenixcontact.com/us/products/1861823>

|                                     |      |
|-------------------------------------|------|
| Insertion strength per pos. approx. | 8 N  |
| Withdraw strength per pos. approx.  | 11 N |

## Resistance of inscriptions

|               |                        |
|---------------|------------------------|
| Specification | IEC 60068-2-70:1995-12 |
| Result        | Test passed            |

## Polarization and coding

|               |                        |
|---------------|------------------------|
| Specification | IEC 60512-13-5:2006-02 |
| Result        | Test passed            |

## Visual inspection

|               |                       |
|---------------|-----------------------|
| Specification | IEC 60512-1-1:2002-02 |
| Result        | Test passed           |

## Dimension check

|               |                       |
|---------------|-----------------------|
| Specification | IEC 60512-1-2:2002-02 |
| Result        | Test passed           |

## Environmental and real-life conditions

### Vibration test

|                        |                             |
|------------------------|-----------------------------|
| Specification          | IEC 60068-2-6:2007-12       |
| Frequency              | 10 - 150 - 10 Hz            |
| Sweep speed            | 1 octave/min                |
| Amplitude              | 0.35 mm (10 Hz ... 60.1 Hz) |
| Sweep speed            | 5g (60.1 Hz ... 150 Hz)     |
| Test duration per axis | 2.5 h                       |

### Durability test

|  |                       |
|--|-----------------------|
| Specification                                | IEC 60512-9-1:2010-03 |
| Impulse withstand voltage at sea level       | 4.8 kV                |
| Contact resistance R <sub>1</sub>            | 1.3 mΩ                |
| Contact resistance R <sub>2</sub>            | 1.3 mΩ                |
| Insertion/withdrawal cycles                  | 25                    |
| Insulation resistance, neighboring positions | > 5 MΩ                |

### Climatic test

|                                   |   |
|-----------------------------------|---|
| Specification                     | ISO 6988:1985-02  |
| Corrosive stress                  | 0.2 dm <sup>3</sup> SO <sub>2</sub> on 300 dm <sup>3</sup> /40 °C/1 cycle |
| Thermal stress                    | 100 °C/168 h  |
| Power-frequency withstand voltage | 2.21 kV   |

### Shocks

|                |                        |
|----------------|------------------------|
| Specification  | IEC 60068-2-27:2008-02 |
| Pulse shape    | Semi-sinusoidal        |
| Acceleration   | 30g                    |
| Shock duration | 18 ms                  |

1861823

<https://www.phoenixcontact.com/us/products/1861823>

|   |   |
|---|---|
| Test directions                         | X-, Y- and Z-axis (pos. and neg.)                   |
| Ambient conditions                      |   |
| Ambient temperature (operation)         | -40 °C ... 100 °C (dependent on the derating curve) |
| Ambient temperature (storage/transport) | -40 °C ... 70 °C                                    |
| Relative humidity (storage/transport)   | 30 % ... 70 %                                       |
| Ambient temperature (assembly)          | -5 °C ... 100 °C                                    |

## Electrical tests

### Thermal test | Test group C

|                            |                       |
|----------------------------|-----------------------|
| Specification              | IEC 60512-5-1:2002-02 |
| Tested number of positions | 24                    |

### Insulation resistance

|  |                       |
|--|-----------------------|
| Specification                                | IEC 60512-3-1:2002-02 |
| Insulation resistance, neighboring positions | > 5 MΩ                |

### Air clearances and creepage distances |

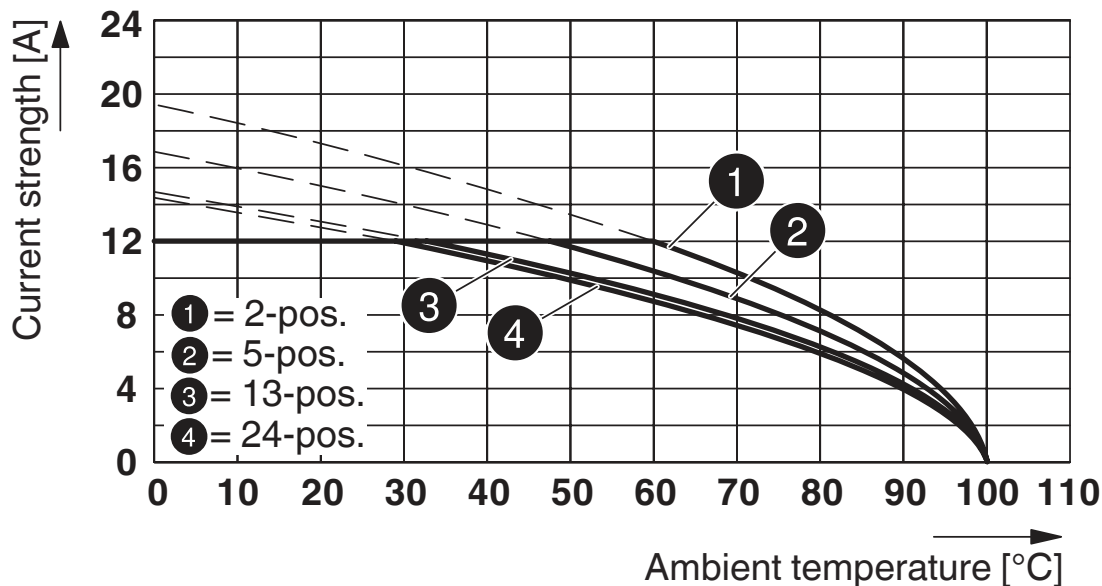
|  |                     |
|--|---------------------|
| Specification  | IEC 60664-1:2007-04 |
| Insulating material group                              | I                   |
| Comparative tracking index (IEC 60112)                 | CTI 600             |
| Rated insulation voltage (III/3)                       | 250 V               |
| Rated surge voltage (III/3)                            | 4 kV                |
| minimum clearance value - non-homogenous field (III/3) | 3 mm                |
| minimum creepage distance (III/3)                      | 3.2 mm              |
| Rated insulation voltage (III/2)                       | 320 V               |
| Rated surge voltage (III/2)                            | 4 kV                |
| minimum clearance value - non-homogenous field (III/2) | 3 mm                |
| minimum creepage distance (III/2)                      | 3 mm                |
| Rated insulation voltage (II/2)                        | 630 V               |
| Rated surge voltage (II/2)                             | 4 kV                |
| minimum clearance value - non-homogenous field (II/2)  | 3 mm                |
| minimum creepage distance (II/2)                       | 3.2 mm              |

## Packaging specifications

|                   |                     |
|-------------------|---------------------|
| Type of packaging | packed in cardboard |
|-------------------|---------------------|

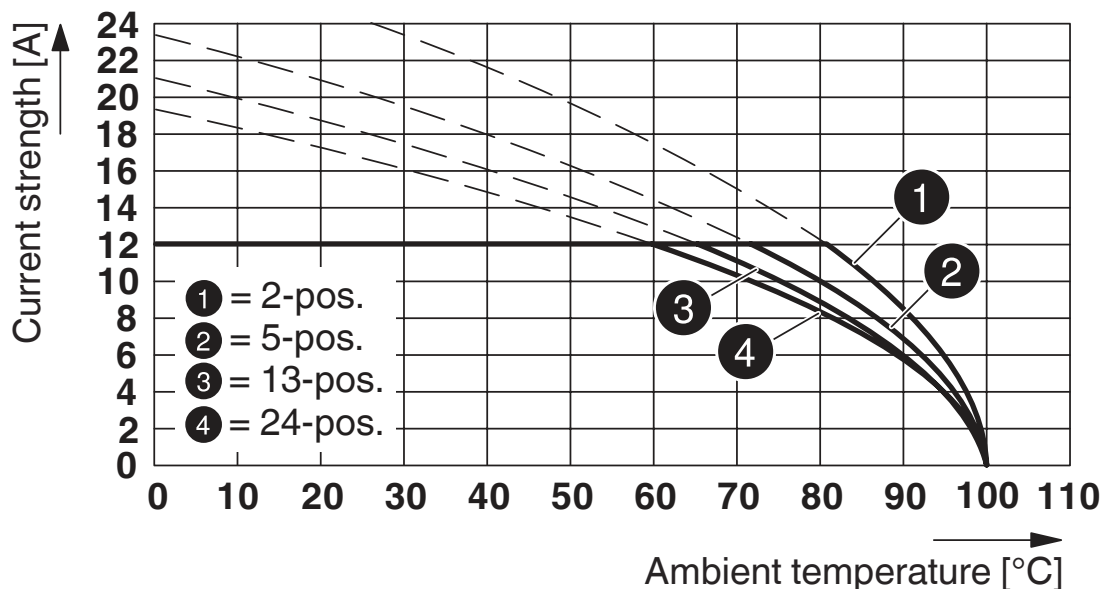
## Drawings

Diagram



Type: FKCO(RW) 2,5/...-ST-5,08(-LR) with MSTBVA 2,5/...-ST-5,08(-LR)

Diagram



Type: FKCO(RW) 2,5/...-ST-5,08-LR with MSTBA(R/W) 2,5/...-G-5,08-LR

# FKCOR 2,5/15-ST-5,08-LR - PCB connector





1861823


<https://www.phoenixcontact.com/us/products/1861823>

## Approvals

To download certificates, visit the product detail page: <https://www.phoenixcontact.com/us/products/1861823>

|  <b>cULus Recognized</b><br>Approval ID: E60425-19931011 |                       |                       |                   |                             |
|---|-----------------------|-----------------------|-------------------|-----------------------------|
|   | Nominal voltage $U_N$ | Nominal current $I_N$ | Cross section AWG | Cross section $\text{mm}^2$ |
| Use group B   | 300 V                 | 12 A                  | 26 - 12           | -                           |
| Use group D   | 300 V                 | 10 A                  | 26 - 12           | -                           |

|  <b>EAC</b><br>Approval ID: B.01687 |  |  |  |  |
|--|--|--|--|--|
|--|--|--|--|--|

|  <b>UL Recognized</b><br>Approval ID: E60425-19931011 |                       |                       |                   |                             |
|--|-----------------------|-----------------------|-------------------|-----------------------------|
|  | Nominal voltage $U_N$ | Nominal current $I_N$ | Cross section AWG | Cross section $\text{mm}^2$ |
| Use group F  | 300 V                 | 12 A                  | 26 - 12           | -                           |



# FKCOR 2,5/15-ST-5,08-LR - PCB connector



1861823

<https://www.phoenixcontact.com/us/products/1861823>

## Classifications

### ECLASS

|             |          |
|-------------|----------|
| ECLASS-11.0 | 27460202 |
| ECLASS-12.0 | 27460202 |
| ECLASS-13.0 | 27460202 |

### ETIM

|          |          |
|----------|----------|
| ETIM 8.0 | EC002638 |
|----------|----------|

### UNSPSC

|             |          |
|-------------|----------|
| UNSPSC 21.0 | 39121400 |
|-------------|----------|

# FKCOR 2,5/15-ST-5,08-LR - PCB connector



1861823

<https://www.phoenixcontact.com/us/products/1861823>

## Environmental product compliance

|            |   |
|------------|---|
| China RoHS | Environmentally friendly use period: unlimited = EFUP-e |
|            | No hazardous substances above threshold values          |

# FKCOR 2,5/15-ST-5,08-LR - PCB connector

1861823

<https://www.phoenixcontact.com/us/products/1861823>

## Accessories

### CP-MSTB - Coding profile

1734634

<https://www.phoenixcontact.com/us/products/1734634>

Coding profile, is inserted into the slot on the plug or inverted header, red insulating material



---

### SZS 0,6X3,5 - Screwdriver

1205053

<https://www.phoenixcontact.com/us/products/1205053>

Actuation tool, for ST terminal blocks, insulated, also suitable for use as a bladed screwdriver, size: 0.6 x 3.5 x 100 mm, 2-component grip, with non-slip grip



# FKCOR 2,5/15-ST-5,08-LR - PCB connector



1861823

<https://www.phoenixcontact.com/us/products/1861823>

## SK 5,08/3,8:FORTL.ZAHLEN - Marker card

0804293

<https://www.phoenixcontact.com/us/products/0804293>



Marker card, white, labeled, horizontal: consecutive numbers 1 ... 10, 11 ... 20, etc. up to 91 ... (99)100, mounting type: adhesive, for terminal block width: 5.08 mm, lettering field size: 5.08 x 3.8 mm

---

## CC 2,5/15-GF-5,08-LR P26THR - PCB header

1827540

<https://www.phoenixcontact.com/us/products/1827540>



PCB headers, nominal cross section: 2.5 mm<sup>2</sup>, color: black, nominal current: 12 A, rated voltage (III/2): 320 V, contact surface: Tin, contact connection type: Pin, number of potentials: 15, number of rows: 1, number of positions: 15, number of connections: 15, product range: CC 2,5/..-GF-LR, pitch: 5.08 mm, mounting: THR soldering, pin layout: Linear pinning, solder pin [P]: 2.6 mm, number of solder pins per potential: 1, plug-in system: COMBICON MSTB 2,5, Pin connector pattern alignment: Standard, locking: Snap-in locking, mounting: Lock & release threaded flange, type of packaging: packed in cardboard

# FKCOR 2,5/15-ST-5,08-LR - PCB connector



1861823

<https://www.phoenixcontact.com/us/products/1861823>

## CCV 2,5/15-GF-5,08-LR P26THR - PCB header

1827786

<https://www.phoenixcontact.com/us/products/1827786>



PCB headers, nominal cross section: 2.5 mm<sup>2</sup>, color: black, nominal current: 12 A, rated voltage (III/2): 320 V, contact surface: Tin, contact connection type: Pin, number of potentials: 15, number of rows: 1, number of positions: 15, number of connections: 15, product range: CCV 2,5/..-GF-LR, pitch: 5.08 mm, mounting: THR soldering, pin layout: Linear pinning, solder pin [P]: 2.6 mm, number of solder pins per potential: 1, plug-in system: COMBICON MSTB 2,5, Pin connector pattern alignment: Standard, locking: Snap-in locking, mounting: Lock & release threaded flange, type of packaging: packed in cardboard

## MSTBA 2,5/15-G-5,08-LR - PCB header

1809209

<https://www.phoenixcontact.com/us/products/1809209>



PCB headers, nominal cross section: 2.5 mm<sup>2</sup>, color: green, nominal current: 12 A, rated voltage (III/2): 320 V, contact surface: Tin, contact connection type: Pin, number of potentials: 15, number of rows: 1, number of positions: 15, number of connections: 15, product range: MSTBA 2,5/..-G-LR, pitch: 5.08 mm, mounting: Wave soldering, pin layout: Linear pinning, solder pin [P]: 3.5 mm, number of solder pins per potential: 1, plug-in system: COMBICON MSTB 2,5, Pin connector pattern alignment: Standard, locking: Snap-in locking, mounting: Lock & Release, type of packaging: packed in cardboard

# FKCOR 2,5/15-ST-5,08-LR - PCB connector



1861823

<https://www.phoenixcontact.com/us/products/1861823>

## MSTBVA 2,5/15-G-5,08-LR - PCB header

1809393

<https://www.phoenixcontact.com/us/products/1809393>



PCB headers, nominal cross section: 2.5 mm<sup>2</sup>, color: green, nominal current: 12 A, rated voltage (III/2): 320 V, contact surface: Tin, contact connection type: Pin, number of potentials: 15, number of rows: 1, number of positions: 15, number of connections: 15, product range: MSTBVA 2,5/..-G-LR, pitch: 5.08 mm, mounting: Wave soldering, pin layout: Linear pinning, solder pin [P]: 3.9 mm, number of solder pins per potential: 1, plug-in system: COMBICON MSTB 2,5, Pin connector pattern alignment: Standard, locking: Snap-in locking, mounting: Lock & Release, type of packaging: packed in cardboard

---

Phoenix Contact 2023 © - all rights reserved

<https://www.phoenixcontact.com>

Phoenix Contact USA  
586 Fulling Mill Road  
Middletown, PA 17057, United States  
(+717) 944-1300  
[info@phoenixcon.com](mailto:info@phoenixcon.com)