

Customer Part:



Description

- Standard 7 x 5mm crystal oscillator in a ceramic package with a seam sealed metal lid, hermetically sealed.
- Model CFPS-72
- Model Issue number 14

Frequency Parameters

- Frequency 64.0MHz
- Frequency Stability $\pm 50.00\text{ppm}$
- Operating Temperature Range -40.00 to 85.00°C
- Ageing $\pm 3\text{ppm}$ per year max

Electrical Parameters

- Supply Voltage $5.0\text{V} \pm 10\%$
- Current Draw 50.000mA
- Note: parameters are referenced to 15pF load

Output Details

- Output Compatibility HCMOS/TTL
- Drive Capability 15pF std, 30pF max
- Rise and Fall Time 6.0ns max
- Duty Cycle $45/55\%$
- Start up time: 10ms max
 1.1ms typ to 90% of final amplitude (under ideal conditions @ 25°C)

Output Control

- Standby Operation:
 Logic '1' ($>70\%$ Vs) to pad 1 enables oscillator output.
 Logic '0' ($<30\%$ Vs) to pad 1 disables oscillator output; the oscillator output goes to the high impedance state.
 No connection to pad 1 enables oscillator output.
 Standby Current: $10\mu\text{A}$ max, $2.3\mu\text{A}$ typ @ 25°C

Noise Parameters

- RMS Phase Jitter: 350fs typical

Environmental Parameters

- Shock: MIL-STD-202, Method 213, Condition E.
- Vibration: MIL-STD-883, Method 2007, Condition A.
- Storage Temperature Range: -55 to 125°

Manufacturing Details

- RoHS Terminations NiAu
- RoHS Reflow Temp 260°C 10s

Compliance

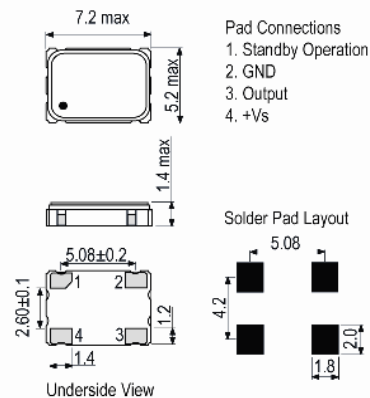
- RoHS Status (2015/863/EU) Compliant
- REACH Status Compliant
- MSL Rating (JDEC-STD-033): Not Applicable

Packaging Details

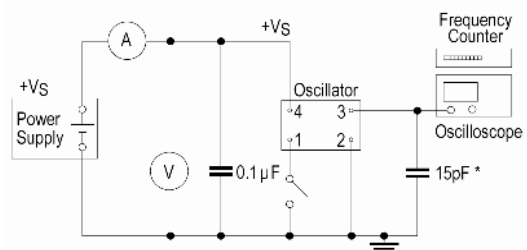
- Pack Style: Bulk Loose in bulk pack
 Pack Size: 100
- Alternative packing option available



Outline (mm)



Test Circuit



* Inclusive of jigging and equipment capacitance

Sales Office Contact Details:

UK: +44 (0)1460 270200

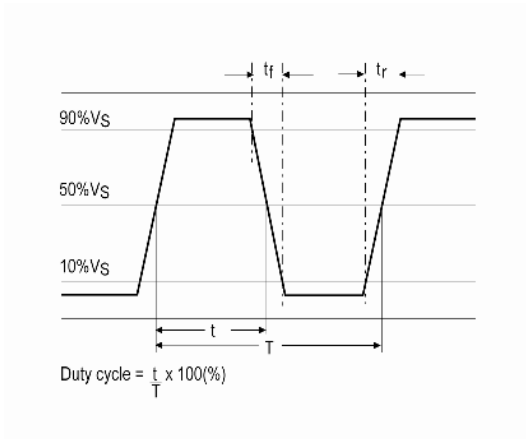
USA: +1.760 668 8935

Email: info@iqdfrequencyproducts.com

Web: www.iqdfrequencyproducts.com

Customer Part:

Wave Form



Sales Office Contact Details:

UK: +44 (0)1460 270200

USA: +1.760 668 8935

Email: info@iqdfrequencyproducts.com

Web: www.iqdfrequencyproducts.com