

1-967280-1 ✓ ACTIVE



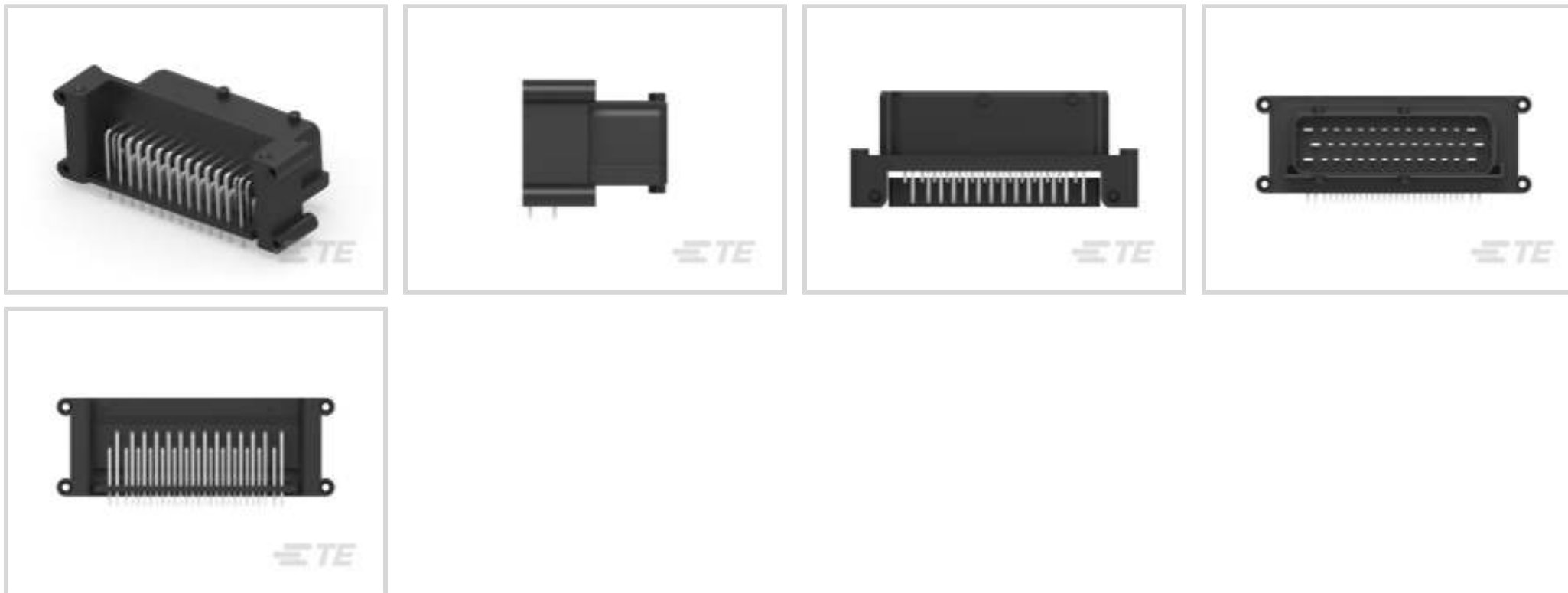
Timer Connector System

TE Internal #: 1-967280-1

PCB Mount Header, Horizontal, Wire-to-Board, 42 Position, 4 mm [.157 in] Centerline, Fully Shrouded, Tin, Timer Connector System

[View on TE.com >](#)

Connectors > PCB Connectors > PCB Headers & Receptacles > Low & Medium Power Header



Connector System: **Wire-to-Board**

Number of Positions: **42**

Centerline (Pitch): **4 mm [.157 in]**

Sealable: **No**

PCB Mount Orientation: **Horizontal**

[All Low & Medium Power Header \(169\)](#)

Features

Product Type Features

Hybrid Header	Yes
Connector Shape	Rectangular
PCB Connector Assembly Type	PCB Mount Header
Header Type	Fully Shrouded
Connector System	Wire-to-Board
Sealable	No

Configuration Features

Number of Sections	1
Number of Signal Positions	42
Number of Positions	42
PCB Mount Orientation	Horizontal
Number of Rows	3

Body Features



Primary Product Color	Black
-----------------------	-------

Connector & Keying Code	A
-------------------------	---

Contact Features

Contact Size	1.6mm, 3mm
--------------	------------

Contact Type	Tab
--------------	-----

Mating Tab Width	1.6 mm, 3 mm [.062 in][.118 in]
------------------	---------------------------------

Mating Tab Thickness	.6 mm, .8 mm [.023 in][.031 in]
----------------------	---------------------------------

Contact Mating Area Plating Material	Tin
--------------------------------------	-----

Termination Features

Termination Method to Printed Circuit Board	Through Hole - Solder
---	-----------------------

Mechanical Attachment

Mounting Holes	With
----------------	------

Mating Retention	With
------------------	------

Mating Alignment	With
------------------	------

PCB Mount Alignment	With
---------------------	------

Panel Mount Feature	Without
---------------------	---------

PCB Mount Retention	With
---------------------	------

PCB Mount Retention Type	Mounting Hole
--------------------------	---------------

Mating Retention Type	Locking Interface
-----------------------	-------------------

Housing Features

Centerline (Pitch)	4 mm [.157 in]
--------------------	----------------

Dimensions

Connector Length	73.2 mm [2.88 in]
------------------	-------------------

Connector Width	37.1 mm [1.46 in]
-----------------	-------------------

Profile Height from PCB	32.5 mm [1.27 in]
-------------------------	-------------------

Operation/Application

Shielded	No
----------	----

Circuit Application	Signal
---------------------	--------

Packaging Features

Packaging Type	Tray
----------------	------

Packaging Quantity	100
--------------------	-----

Product Compliance

[For compliance documentation, visit the product page on TE.com>](#)

EU RoHS Directive 2011/65/EU	Compliant
EU ELV Directive 2000/53/EC	Compliant
China RoHS 2 Directive MIIT Order No 32, 2016	No Restricted Materials Above Threshold
EU REACH Regulation (EC) No. 1907/2006	Current ECHA Candidate List: JUNE 2023 (235) Candidate List Declared Against: JUNE 2023 (235) Does not contain REACH SVHC
Halogen Content	Low Halogen - Br, Cl, F, I < 900 ppm per homogenous material. Also BFR/CFR/PVC Free
Solder Process Capability	Not applicable for solder process capability

Product Compliance Disclaimer

This information is provided based on reasonable inquiry of our suppliers and represents our current actual knowledge based on the information they provided. This information is subject to change. The part numbers that TE has identified as EU RoHS compliant have a maximum concentration of 0.1% by weight in homogenous materials for lead, hexavalent chromium, mercury, PBB, PBDE, DBP, BBP, DEHP, DIBP, and 0.01% for cadmium, or qualify for an exemption to these limits as defined in the Annexes of Directive 2011/65/EU (RoHS2). Finished electrical and electronic equipment products will be CE marked as required by Directive 2011/65/EU. Components may not be CE marked. Additionally, the part numbers that TE has identified as EU ELV compliant have a maximum concentration of 0.1% by weight in homogenous materials for lead, hexavalent chromium, and mercury, and 0.01% for cadmium, or qualify for an exemption to these limits as defined in the Annexes of Directive 2000/53/EC (ELV). Regarding the REACH Regulation, the information TE provides on SVHC in articles for this part number is based on the latest European Chemicals Agency (ECHA) 'Guidance on requirements for substances in articles' posted at this URL: <https://echa.europa.eu/guidance-documents/guidance-on-reach>

Compatible Parts



TE Part # 1-967281-1
MICRO-T2/JPT GEH42P

Also in the Series | [Timer Connector System](#)



Automotive Connector Caps & Covers (12)



Automotive Connector Locks & Position Assurance(17)



Automotive Housings(237)



Automotive Terminals(145)



Connector Seals & Cavity Plugs(32)



Crimp Terminal Housings(13)




Insertion & Extraction Tools(19)



Other Automotive Connector Accessories(1)

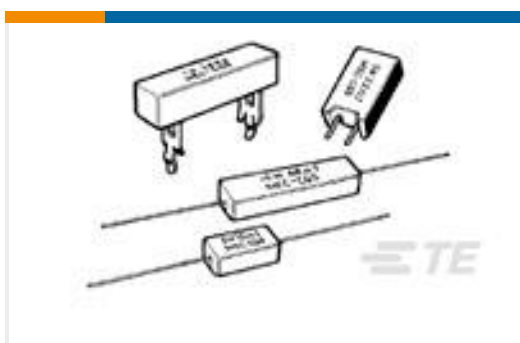


PCB Headers & Receptacles(82)



Quick Disconnects(4)

Customers Also Bought



TE Part #2-1623783-1
SQM7 100K 5% (METAL FILM)



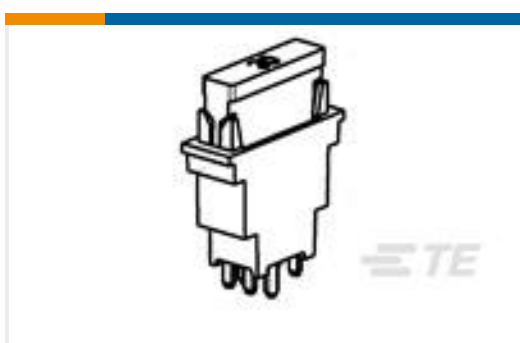
TE Part #2176230-6
3522 2R2 5% 3W



TE Part #1676392-3
RN 0805 604R 0.1% 10PPM 5KRL



TE Part #5788336-2
STD USB TYPE B, VERTICAL, T/H,
15U" AU



TE Part #1544550-1
MODULE AUTOFUSIBLE



TE Part #3-1393479-8
V23529A1223B209=SUB D FEDERLEI

Documents



Product Drawings

MESSERLEISTE MIX42P

English

CAD Files

3D PDF

English

Customer View Model

[ENG_CVM_1-967280-1_G4.2d_dxf.zip](#)

English

Customer View Model

[ENG_CVM_1-967280-1_G4.3d_igs.zip](#)

English

Customer View Model

[ENG_CVM_1-967280-1_G4.3d_stp.zip](#)

English

3D PDF

3D

Customer View Model

[ENG_CVM_CVM_1-967280-1_G.2d_dxf.zip](#)

English

Customer View Model

[ENG_CVM_CVM_1-967280-1_G.3d_igs.zip](#)

English

Customer View Model

[ENG_CVM_CVM_1-967280-1_G.3d_stp.zip](#)

English

By downloading the CAD file I accept and agree to the [Terms and Conditions](#) of use.