


Flyback Transformer

AEFD20-4507



- EFD20 Core SMD Package
- Operating Ambient Temperature Range: -40°C to +125°C
- 1500VAC Hi Pot
- Reflow Condition: Tp is greater than 260°C for 5 seconds (Refer to IPC/JEDEC J-STD-020 standard)

Electrical Specifications @ 25°C

S - F	Inductance @250KHz, 0.7V	INDUCTANCE @250KHz, 0.7V I _{dc} =2.9A	LEAKAGE INDUCTANCE @250KHz, 0.7V (Tie 7,8,9,10,11,&12)
4,3 - 2,1	50µH ±10%	40.8µH Min	2.2µH Max

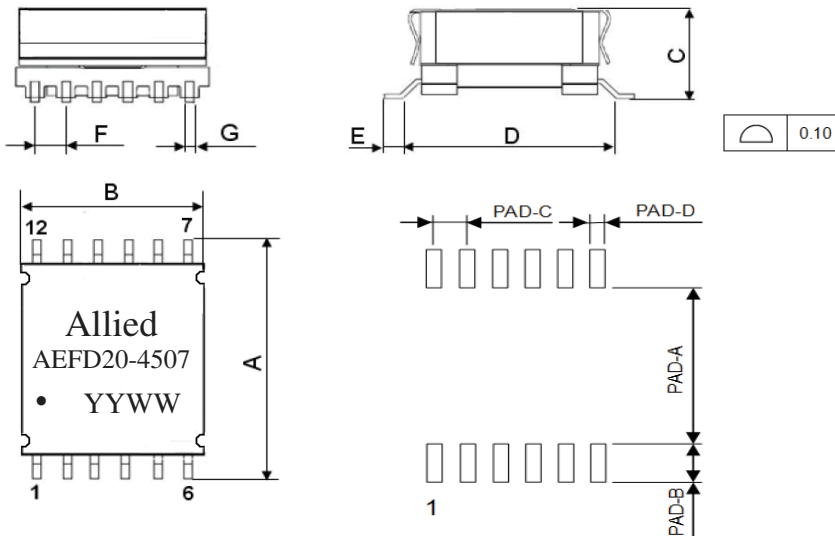
Secondary Electrical Specifications @ 25°C

DCR (mΩ Max) 4,3 - 2,1	DCR (mΩ Max) 5-6	DCR (mΩ Max) 12,11,10 - 9,8,7	HIPOT (PRI+AUX) to SEC
26	328	2.6	1500 VAC

All specifications subject to change without notice.

MECHANICAL

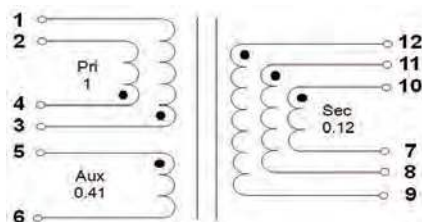
Dimensions: mm



A	29.50 Max
B	22.00 Max
C	12.00 Max
D	24.60 Ref
E	2.00 Ref
F	3.00 ± 0.20
G	0.70 ± 0.10
PAD-A	23.62
PAD-B	3.30
PAD-C	3.00
PAD-D	1.27
Unit : mm	

SUGGESTED PCB PAD LAYOUT

SCHEMATIC



Pri & Sec windings are to be connected in parallel on the PCB