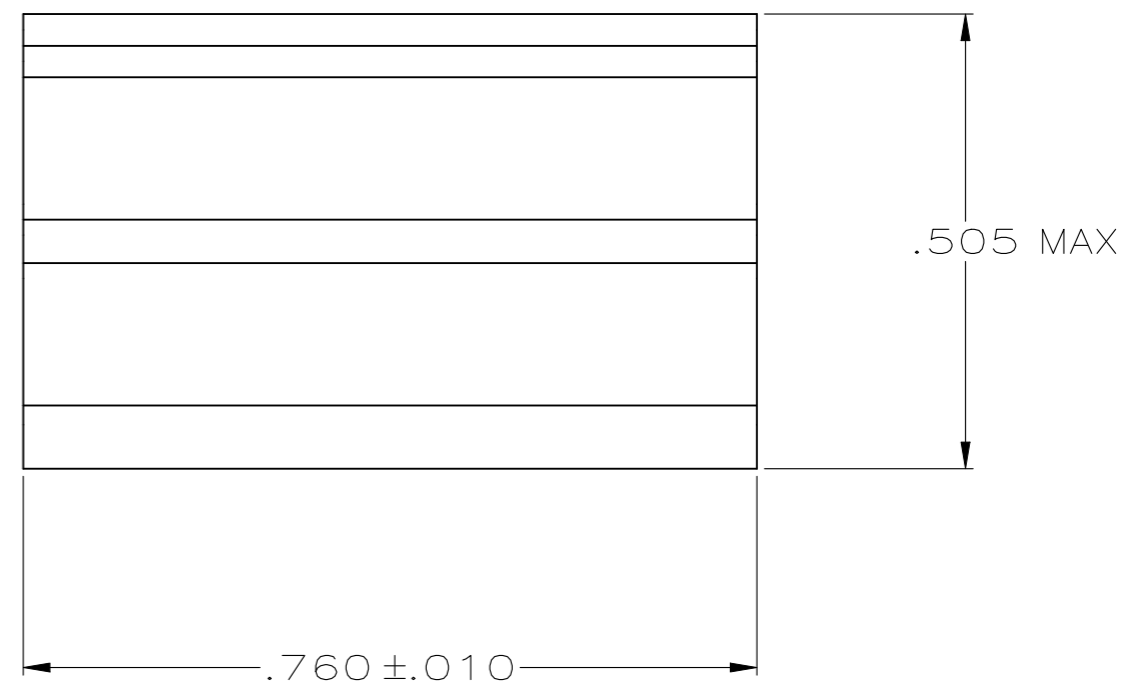
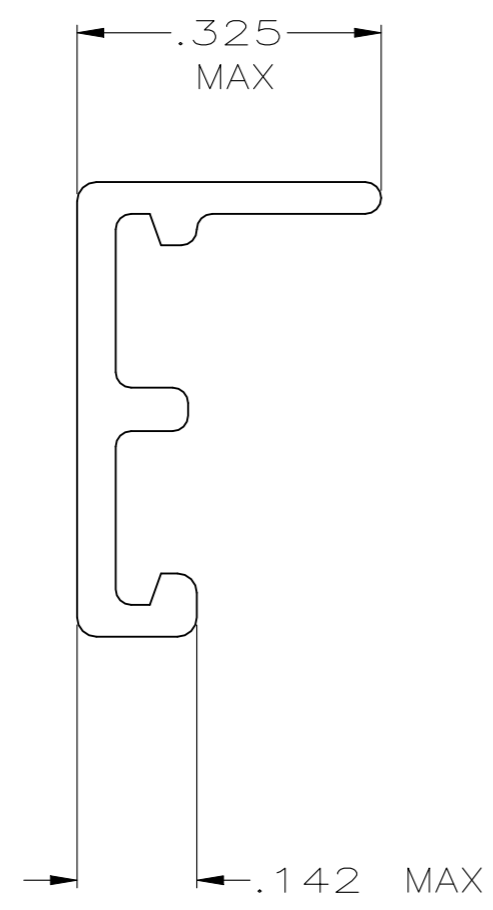


THIS DRAWING IS UNPUBLISHED. RELEASED FOR PUBLICATION .19
 © COPYRIGHT 19 BY AMP INCORPORATED. ALL RIGHTS RESERVED.

LOC	DIST	REVISIONS					
		P	LTR	DESCRIPTION	DATE	DWN	APVD
CM	53		B1	REVISED PER ECR-21-117185	22OCT2021	PJ	VS

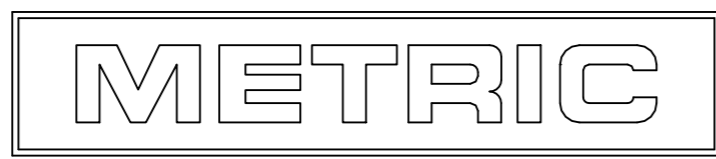


1. DIMENSION SHOWN REPRESENT PRODUCT IN DRY CONDITION. ADDITIONAL 2% GROWTH DUE TO END USE LOCATION MOISTURE ABSORPTION MAY OCCUR AND SHOULD BE ACCOUNTED FOR.

.325	8.26	-	-
.142	3.61	.760	19.30
.010	0.25	.505	12.83
IN	MM	IN	MM

CONVERSION TABLE

770232-1
PART NUMBER



<small>THIS DRAWING IS A CONTROLLED DOCUMENT FOR AMP INCORPORATED. IT IS SUBJECT TO CHANGE AND THE CONTROLLING ENGINEERING ORGANIZATION SHOULD BE CONTACTED FOR THE LATEST REVISION.</small>		DWN	J. HUFFMAN	6-07-95	AMP Incorporated Harrisburg, PA 17105-3608
DIMENSIONS:		CHK	R. SWING	6-07-95	
INCHES		APVD	C. MARTIN	6-07-95	
		PRODUCT SPEC	NAME		
TOLERANCES UNLESS OTHERWISE SPECIFIED:		APPLICATION SPEC	COVER, INSULATION DISPLACEMENT™ CONNECTOR, COMMERCIAL MATE-N-LOK		
0 PLC ±- 1 PLC ±- 2 PLC ±- 3 PLC ±- 4 PLC ±- ANGLES ±0° 30' FINISH -		WEIGHT	-	SIZE	A3
MATERIAL		POLYESTER, UL 94V-0, NATURAL		CAGE CODE	00779
		CUSTOMER DRAWING		DRAWING NO	C-770232
				SCALE	5:1
				SHEET	1 OF 1
				REV	B1