



2.92mm Female Connector Clamp/Solder
(Captive Contact) Attachment End Launch PCB,
Microstrip/Coplanar Launch, 0.010 inch

RF Connectors
Technical Data Sheet

PE45471

Configuration

- 2.92mm Female Connector
- 50 Ohms
- Straight Body Geometry
- Connector Interface Types: End Launch

Features

- Max. Operating Frequency 40 GHz
- Excellent VSWR of 1.2:1
- Gold Plated Beryllium Copper Contact
- Optimized for 10 mil Du5880

Applications

- General Purpose Test
- PCB Applications
- Signal Integrity Measurement
- Chip Evaluations
- SERDES
- End Launch Test Fixtures
- Microstrip Launches
- CPW Launches

Description

Pasternack's PE45471 2.92mm female connector with clamp/solder (captive contact) attachment for End Launch PCB is part of our full line of RF components available for same-day shipping. Our 2.92mm female connector operates up to a maximum frequency of 40 GHz and offers excellent VSWR of 1.2:1.

Our 2.92mm female connector PE45471 datasheet specifications and drawing with dimensions are shown below in this PDF. Pasternack's broad catalog of RF, microwave and millimeter wave connectors allows designers to configure and customize their signal connections however they like. Whether the need is to provide an I/O for a board design, or simply create a custom cable assembly configuration, Pasternack has the right connector for the job. Pasternack can also expertly build your custom cable assemblies for you and ship same-day.

Electrical Specifications

Description	Minimum	Typical	Maximum	Units
Frequency Range	DC		40	GHz
VSWR			1.2:1	

Electrical Specification Notes:

Actual VSWR performance is largely dependent on circuit board design. For optimal results, the connector and circuit launch geometry should be modeled using Electromagnetic Simulation tools.

Mechanical Specifications

Size

Length 0.561 in [14.25 mm]
Width/Dia. 0.469 in [11.91 mm]

Mating Cycles 500 Cycles

Click the following link (or enter part number in "SEARCH" on website) to obtain additional part information including price, inventory and certifications: [2.92mm Female Connector Clamp/Solder \(Captive Contact\) Attachment End Launch PCB, Microstrip/Coplanar Launch, 0.010 inch PE45471](#)



2.92mm Female Connector Clamp/Solder
(Captive Contact) Attachment End Launch PCB,
Microstrip/Coplanar Launch, 0.010 inch

RF Connectors
Technical Data Sheet

PE45471

Material Specifications

Description	Material	Plating
Contact	Beryllium Copper	Gold
Insulation	PTFE	
Outer Conductor	Passivated Stainless Steel	
Body	Passivated Stainless Steel	

Mechanical Specification Notes:
Launch Pin is Gold Plated Beryllium Copper

Environmental Specifications

Temperature
Operating Range -40 to +125 deg C

Compliance Certifications (see [product page](#) for current document)

Plotted and Other Data

Notes:

Click the following link (or enter part number in "SEARCH" on website) to obtain additional part information including price, inventory and certifications: [2.92mm Female Connector Clamp/Solder \(Captive Contact\) Attachment End Launch PCB, Microstrip/Coplanar Launch, 0.010 inch PE45471](#)



2.92mm Female Connector Clamp/Solder
(Captive Contact) Attachment End Launch PCB,
Microstrip/Coplanar Launch, 0.010 inch

RF Connectors
Technical Data Sheet

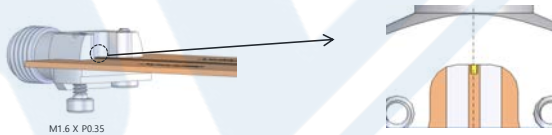
PE45471

Assembly Instruction

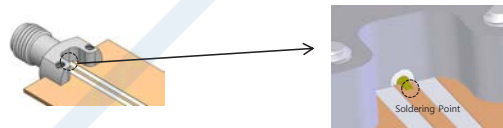
STEP 1 :
Insert end launch connector (including ground block & screws) in the edge position of substrate.



STEP 2:
Tighten ground block against the substrate using two screws while ensuring flat pin is centered on the trace.



STEP 3:
Solder the flat pin to center trace on substrate while the connector is held in the correct position.
(Note: solder should flow along the length of the exposed flat pin for good electrical performance)



STEP 4:
Remove any excess solder and clean all flux and other residues from the trace.



(Substrate shown for assembly instruction purposes only)

Click the following link (or enter part number in "SEARCH" on website) to obtain additional part information including price, inventory and certifications: [2.92mm Female Connector Clamp/Solder \(Captive Contact\) Attachment End Launch PCB, Microstrip/Coplanar Launch, 0.010 inch PE45471](#)

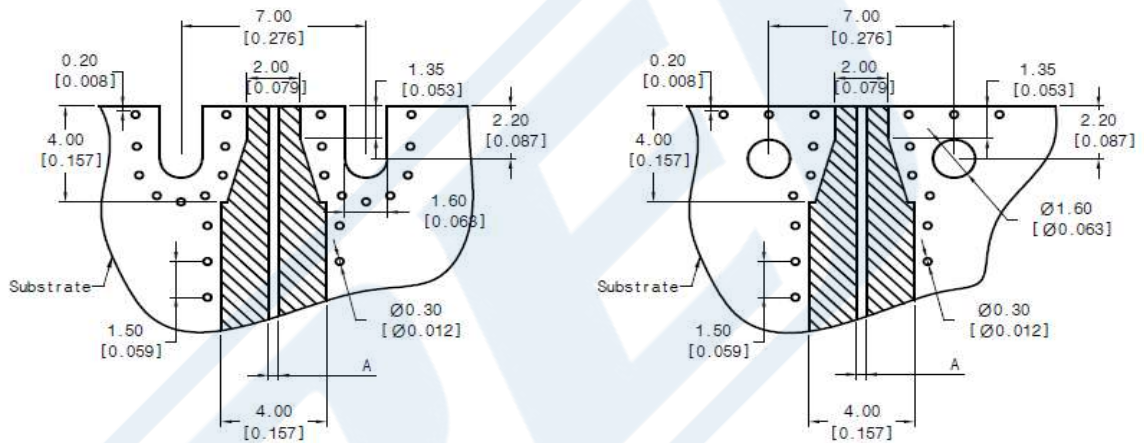


2.92mm Female Connector Clamp/Solder
(Captive Contact) Attachment End Launch PCB,
Microstrip/Coplanar Launch, 0.010 inch

RF Connectors
Technical Data Sheet

PE45471

TYPICAL PCB GEOMETRY
SUBSTRATE THICKNESS: 0.010"
MICROSTRIP WIDTH (A): 0.765mm
SUBSTRATE MATERIAL: Du5880



Dimensions shown in mm [inch]

Click the following link (or enter part number in "SEARCH" on website) to obtain additional part information including price, inventory and certifications: [2.92mm Female Connector Clamp/Solder \(Captive Contact\) Attachment End Launch PCB, Microstrip/Coplanar Launch, 0.010 inch PE45471](#)

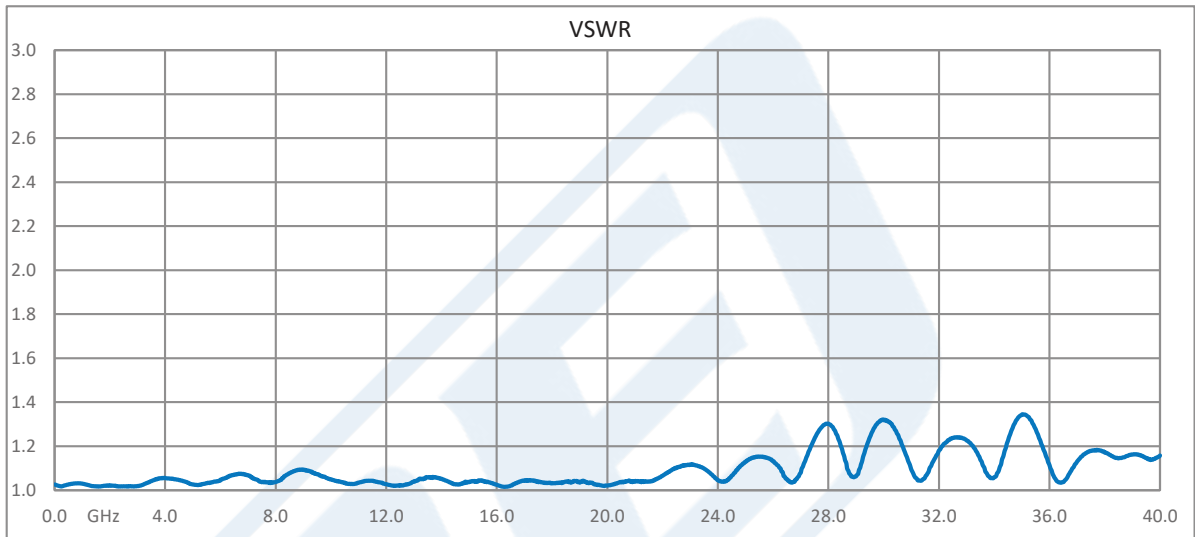


2.92mm Female Connector Clamp/Solder
(Captive Contact) Attachment End Launch PCB,
Microstrip/Coplanar Launch, 0.010 inch

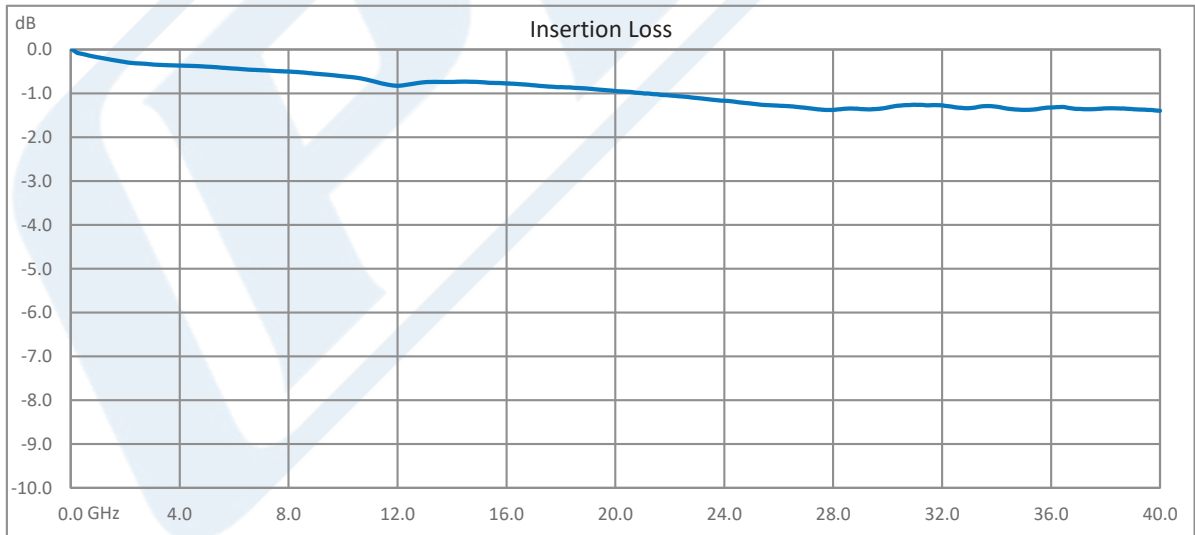
RF Connectors
Technical Data Sheet

PE45471

Typical Performance Data



Test data taken with 2 connectors on both ends of test fixture



Test data taken with 2 connectors on both ends of test fixture

Click the following link (or enter part number in "SEARCH" on website) to obtain additional part information including price, inventory and certifications: [2.92mm Female Connector Clamp/Solder \(Captive Contact\) Attachment End Launch PCB, Microstrip/Coplanar Launch, 0.010 inch PE45471](#)



2.92mm Female Connector Clamp/Solder
(Captive Contact) Attachment End Launch PCB,
Microstrip/Coplanar Launch, 0.010 inch

RF Connectors
Technical Data Sheet

PE45471

2.92mm Female Connector Clamp/Solder (Captive Contact) Attachment End Launch PCB, Microstrip/Coplanar Launch, 0.010 inch from Pasternack Enterprises has same day shipment for domestic and International orders. Our RF, microwave and millimeter wave products maintain a 99.4% availability and are part of the broadest selection in the industry.

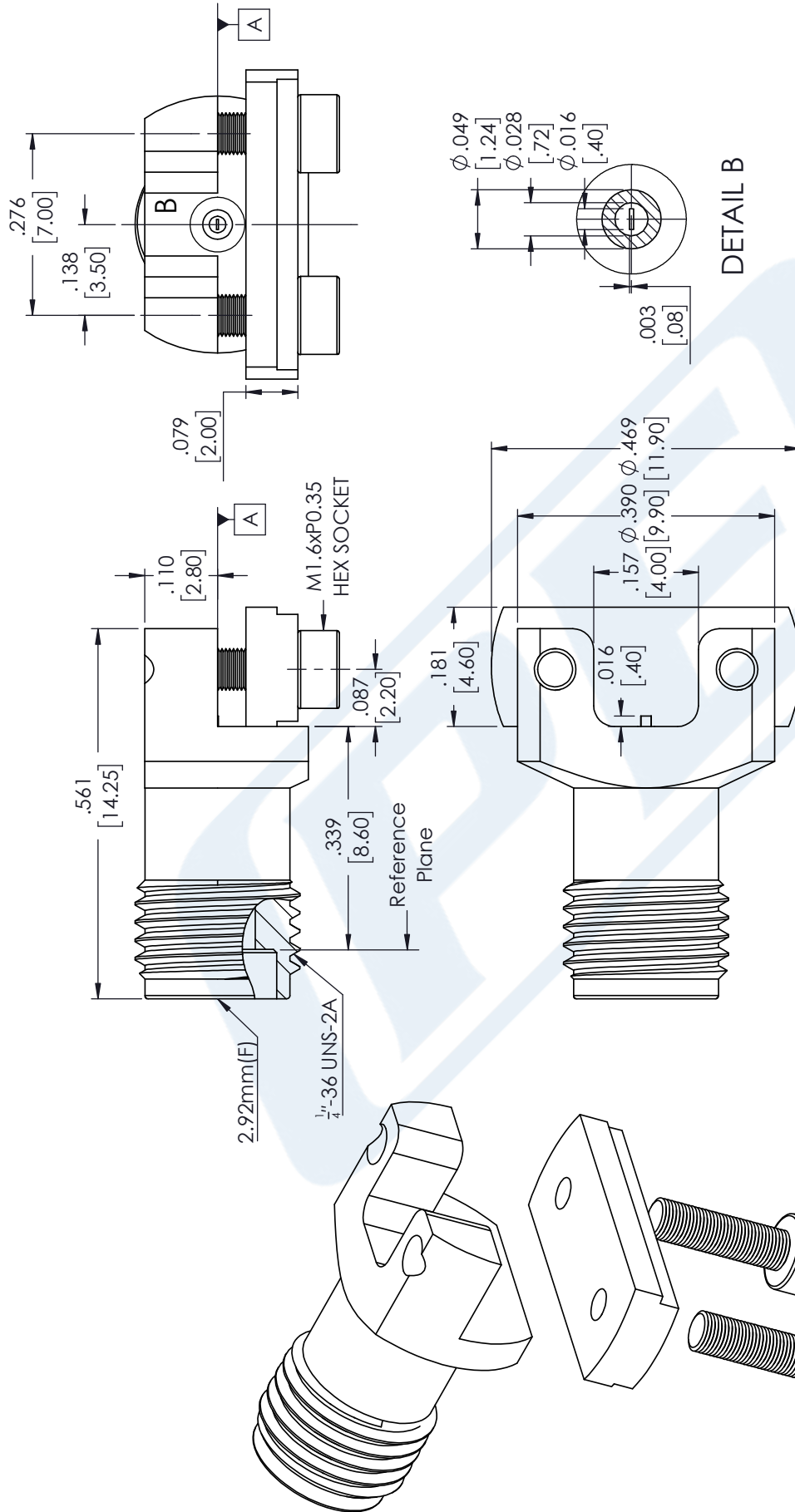
Click the following link (or enter part number in "SEARCH" on website) to obtain additional part information including price, inventory and certifications: [2.92mm Female Connector Clamp/Solder \(Captive Contact\) Attachment End Launch PCB, Microstrip/Coplanar Launch, 0.010 inch PE45471](https://www.pasternack.com/2.92mm-female-end-launch-pcb-connector-pe45471-p.aspx)

URL: <https://www.pasternack.com/2.92mm-female-end-launch-pcb-connector-pe45471-p.aspx>

The information contained in this document is accurate to the best of our knowledge and representative of the part described herein. It may be necessary to make modifications to the part and/or the documentation of the part, in order to implement improvements. Pasternack reserves the right to make such changes as required. Unless otherwise stated, all specifications are nominal. Pasternack does not make any representation or warranty regarding the suitability of the part described herein for any particular purpose, and Pasternack does not assume any liability arising out of the use of any part or documentation.

PE45471 CAD Drawing

2.92mm Female Connector Clamp/Solder (Captive Contact) Attachment
End Launch PCB, Microstrip/Coplanar Launch, 0.010 inch



STANDARD TOLERANCES	
.X	±0.2
.XX	±0.01
.XXX	±0.005

*STANDARD TOLERANCES APPLY ONLY TO DIMENSIONS IN INCHES



Pasternack Enterprises, Inc.
P.O. Box 16759 | Irvine | CA | 92623
Phone: (949) 261-1920 | Fax: (949) 261-7451
Website: www.pasternack.com | E-Mail: sales@pasternack.com

DWG TITLE

PE45471

CAGE CODE 53919

NOTES:
1. UNLESS OTHERWISE SPECIFIED ALL DIMENSIONS ARE NOMINAL.
2. ALL SPECIFICATIONS ARE SUBJECT TO CHANGE WITHOUT NOTICE AT ANY TIME.
3. DIMENSIONS ARE IN INCHES [mm].

CAD FILE 06/04/18

SCALE N/A

SIZE A

CN2379