

REL-IR-BL/L- 24DC/2X21 - Single relay



1032526

<https://www.phoenixcontact.com/us/products/1032526>

Please be informed that the data shown in this PDF document is generated from our online catalog. Please find the complete data in the user documentation. Our general terms of use for downloads are valid.



Plug-in industrial relay with power contacts, 2 changeover contacts, test button, status LED, mechanical switch position indicator, input voltage: 24 V DC

Commercial data

Item number	1032526
Packing unit	1 pc
Minimum order quantity	10 pc
Sales key	C460
Product key	CK6193
GTIN	4055626536071
Weight per piece (including packing)	30.176 g
Weight per piece (excluding packing)	30.176 g
Customs tariff number	85364900
Country of origin	AT

REL-IR-BL/L- 24DC/2X21 - Single relay



1032526

<https://www.phoenixcontact.com/us/products/1032526>

Technical data

Notes

General	Do not connect adjacent channels to SELV/ PELV and voltages dangerous to the touch.
General	The outputs are not suitable for switching different outer conductors.
General	Do not use to separate SELV / PELV circuits from other circuits, because safe isolation is not guaranteed.

Product properties

Product type	Single relay
Operating mode	100% operating factor
Mechanical service life	3x 10 ⁷ cycles

Insulation characteristics

Insulation	Basic insulation
------------	------------------

Insulation characteristics: Air clearances and creepage distances between coil and contact side

Insulation	Basic insulation
Overvoltage category	III
Pollution degree	2

Electrical properties

Service life electrical	see diagram
Maximum power dissipation for nominal condition	759 mW
Test voltage (Winding/contact)	2.5 kV _{rms} (50 Hz, 1 min., winding/contact)
Test voltage (Changeover contact/changeover contact)	2.5 kV _{rms} (50 Hz, 1 min., changeover contact/changeover contact)

Air clearances and creepage distances between coil and contact side

Rated insulation voltage	250 V AC
Rated surge voltage	5 kV

Input data

Coil side

Nominal input voltage U _N	24 V DC
Input voltage range	19.2 V DC ... 40.8 V DC (20 °C)
Drive and function	monostable
Drive (polarity)	polarized
Typical input current at U _N	32 mA
Typical response time	15 ms
Typical release time	10 ms
Coil voltage	24 V DC
Status display	Yellow LED (bidirectional)

REL-IR-BL/L- 24DC/2X21 - Single relay



1032526

<https://www.phoenixcontact.com/us/products/1032526>

Output data

Switching

Contact switching type	2 changeover contacts
Type of switch contact	Single contact
Contact material	AgNi
Maximum switching voltage	250 V AC/DC
Minimum switching voltage	12 V (10 mA)
Limiting continuous current	12 A
Maximum inrush current	24 A (20 ms, N/O contacts)
Min. switching current	10 mA (12 V)
Interrupting rating (ohmic load) max.	288 W (24 V DC)
	130 W (48 V DC)
	90 W (60 V DC)
	66 W (110 V DC)
	88 W (220 V DC)
3000 VA (250 V AC)	
Switching capacity min.	120 mW

Connection data

Connection method	Plug-in connection
-------------------	--------------------

Dimensions

Width	22.5 mm
Height	28 mm
Depth	35.5 mm

Environmental and real-life conditions

Ambient conditions

Degree of protection	RT II
Degree of protection (Installation location)	≥ IP54 (Installation location)
Ambient temperature (operation)	-40 °C ... 70 °C
Ambient temperature (storage/transport)	-40 °C ... 70 °C
Altitude	≤ 2000 m

Standards and regulations

Air clearances and creepage distances between coil and contact side

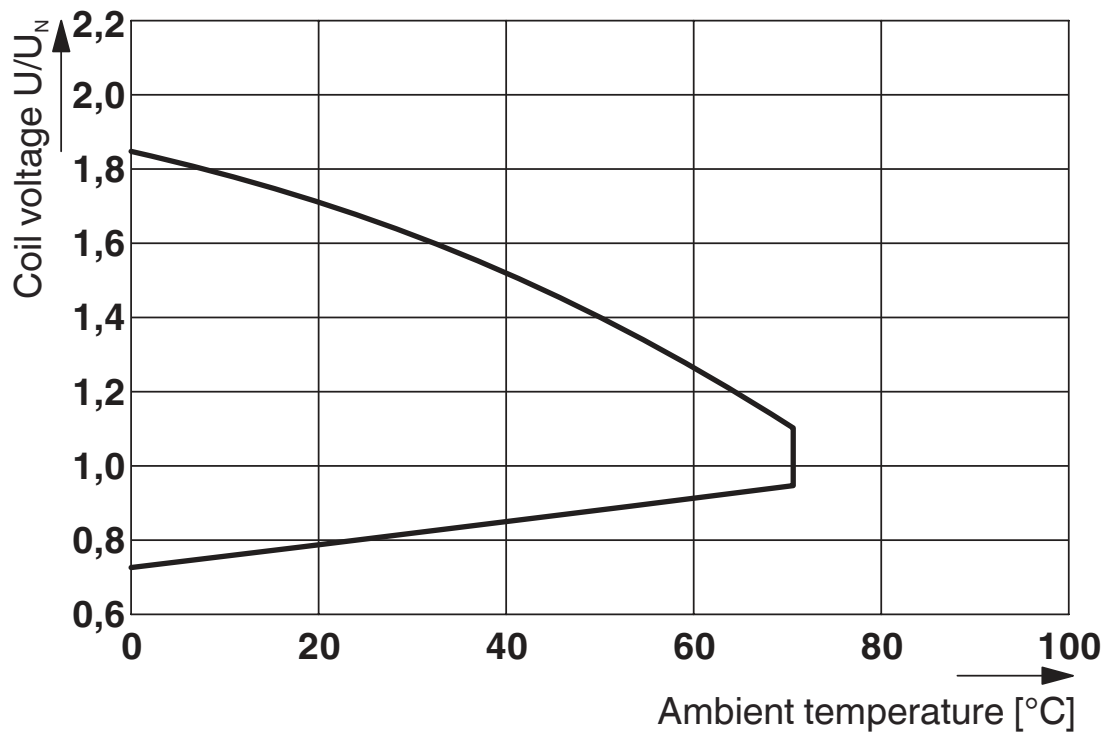
Standards/regulations	EN 61810-1
-----------------------	------------

Mounting

Mounting type	Plug-in mounting
Assembly instructions	in rows with zero spacing
Mounting position	any

Drawings

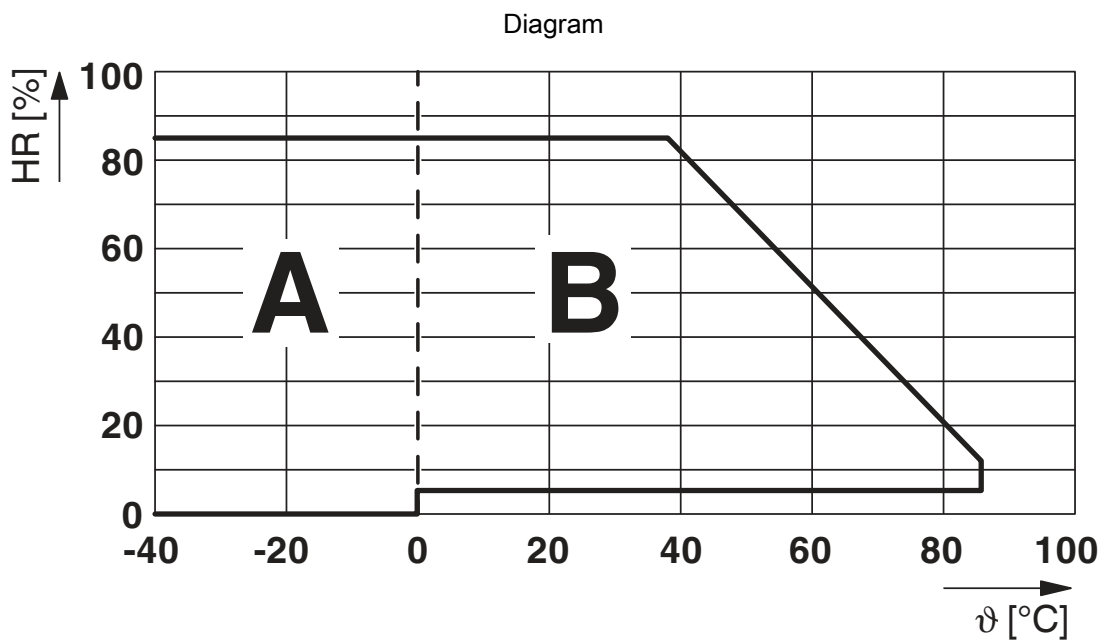
Diagram



Operating voltage range

1032526

<https://www.phoenixcontact.com/us/products/1032526>



Permissible humidity for operation and storage.

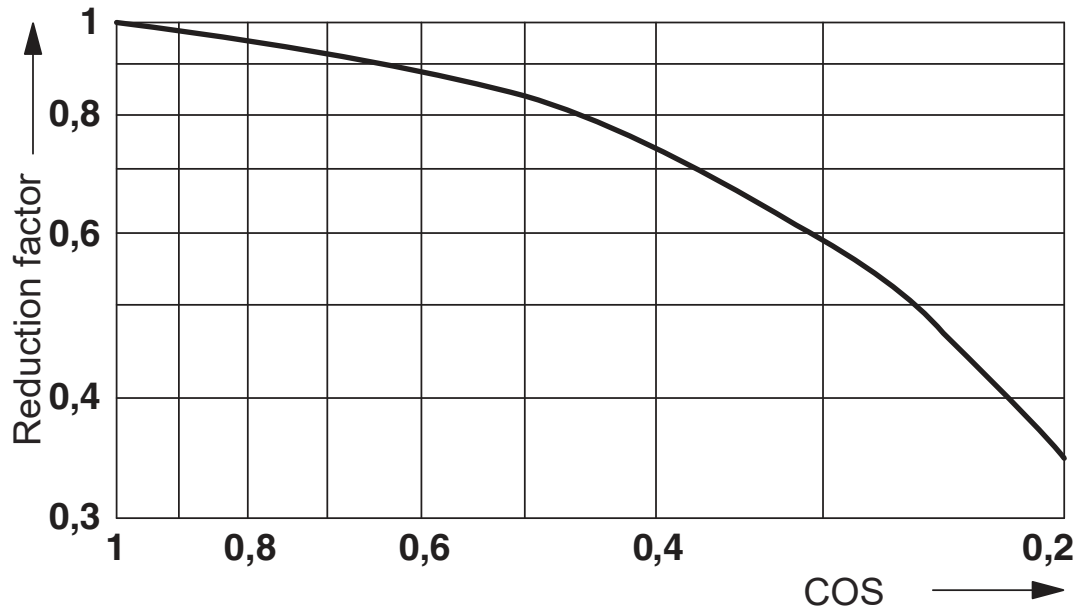
The maximum permissible ambient temperature as specified in the data sheet must be observed.

Area A: Ice buildup at ambient temperatures $\leq 0^\circ\text{C}$ must be prevented

Area B: Condensation at ambient temperatures $> 0^\circ\text{C}$ must be prevented

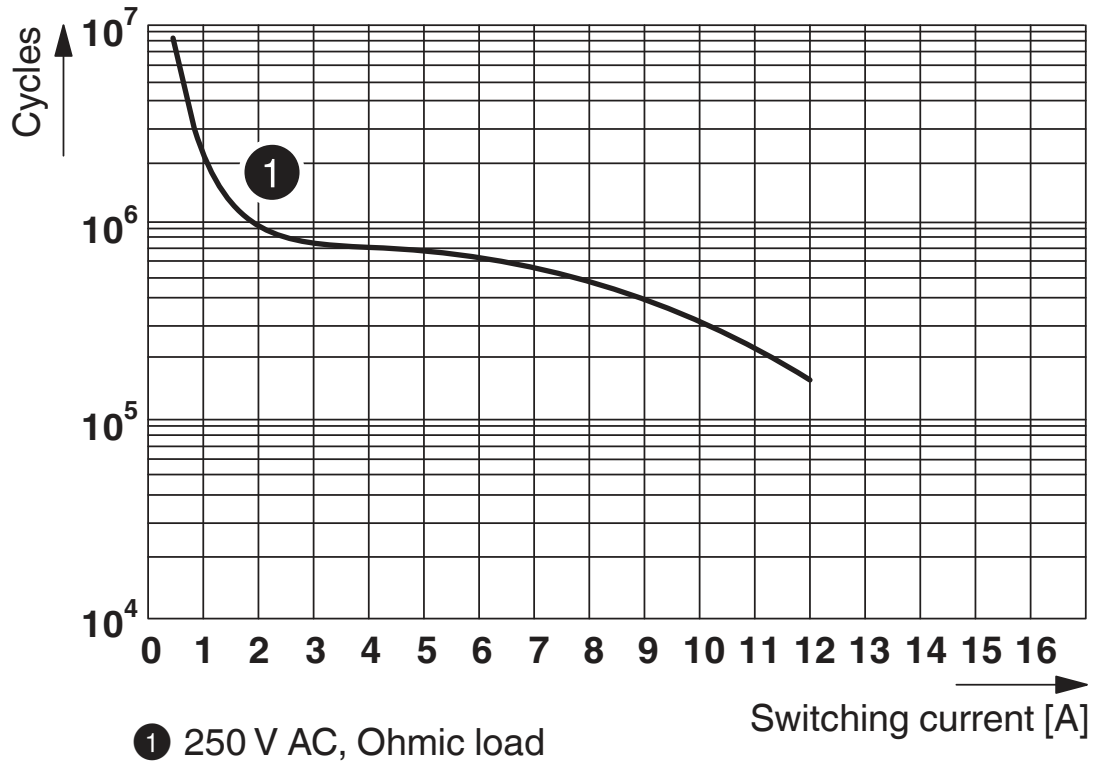
On 30 full days that are naturally distributed across an entire year, a humidity level of 95% is permissible at an ambient temperature $\leq 25^\circ\text{C}$.

Diagram



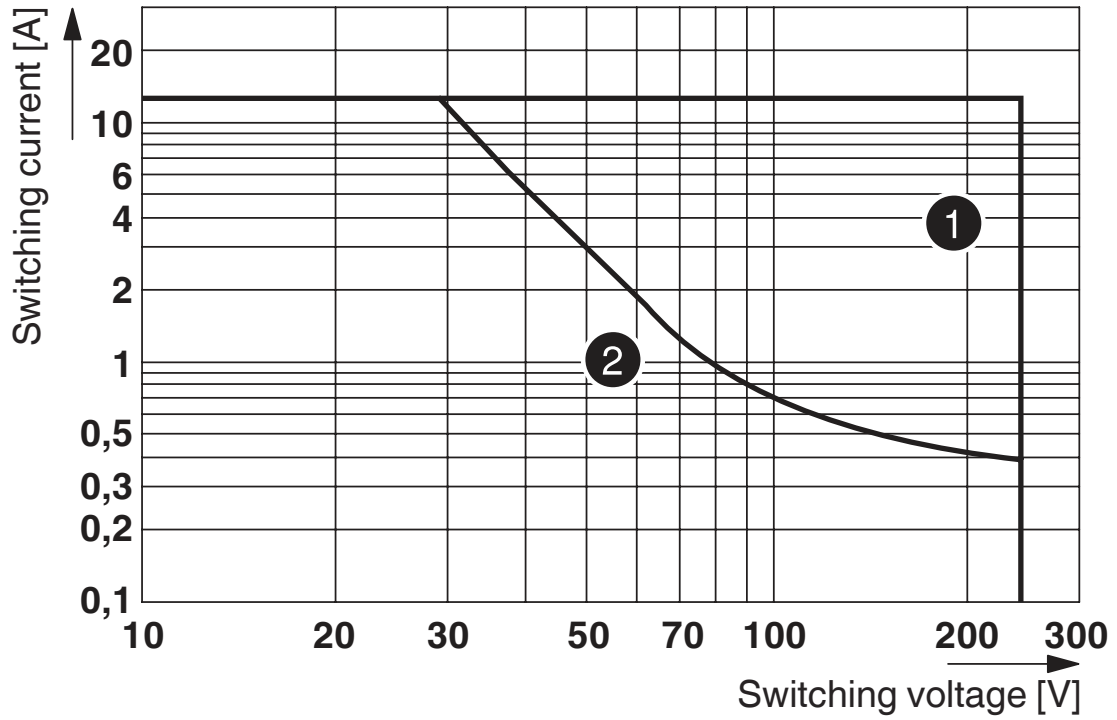
Service life reduction factor

Diagram



Electrical service life

Diagram



- ① AC, ohmic load
- ② DC, ohmic load

Interrupting rating

REL-IR-BL/L- 24DC/2X21 - Single relay



1032526

<https://www.phoenixcontact.com/us/products/1032526>

Approvals

To download certificates, visit the product detail page: <https://www.phoenixcontact.com/us/products/1032526>



cUL Recognized

Approval ID: FILE E 228652



UL Recognized

Approval ID: FILE E 228652



EAC

Approval ID: TR_TS_D_00573_c

cULus Recognized

REL-IR-BL/L- 24DC/2X21 - Single relay



1032526

<https://www.phoenixcontact.com/us/products/1032526>

Classifications

ECLASS

ECLASS-11.0	27371601
ECLASS-12.0	27371601
ECLASS-13.0	27371601

ETIM

ETIM 8.0	EC001437
----------	----------

UNSPSC

UNSPSC 21.0	39122300
-------------	----------

REL-IR-BL/L- 24DC/2X21 - Single relay



1032526

<https://www.phoenixcontact.com/us/products/1032526>

Environmental product compliance

China RoHS	Environmentally friendly use period: unlimited = EFUP-e
	No hazardous substances above threshold values

REL-IR-BL/L- 24DC/2X21 - Single relay

1032526

<https://www.phoenixcontact.com/us/products/1032526>



Mandatory accessories

ECOR-2-BSC2-RT/2X21 - Relay base

2908341

<https://www.phoenixcontact.com/us/products/2908341>

ECOR-2 relay base, for industrial relays with two changeover contacts, bolt connection, for mounting on NS 35/7,5



Phoenix Contact 2023 © - all rights reserved
<https://www.phoenixcontact.com>

Phoenix Contact USA
586 Fulling Mill Road
Middletown, PA 17057, United States
(+717) 944-1300
info@phoenixcon.com