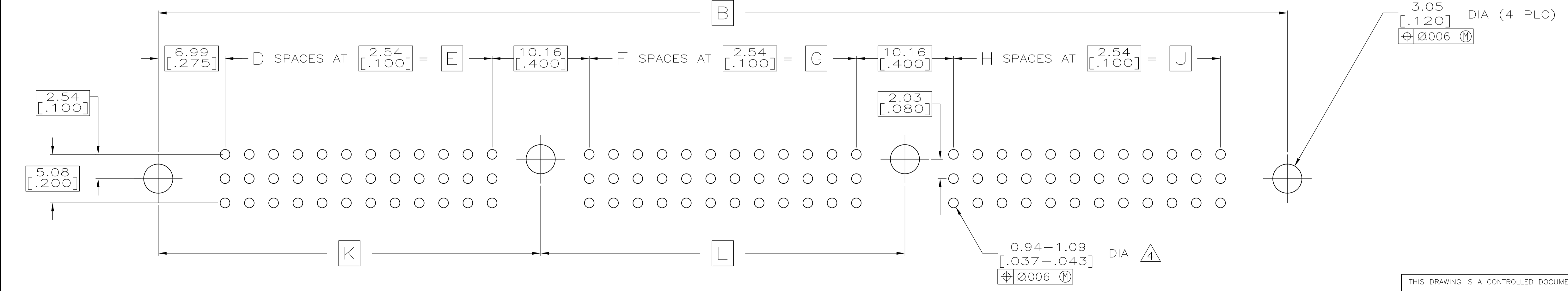
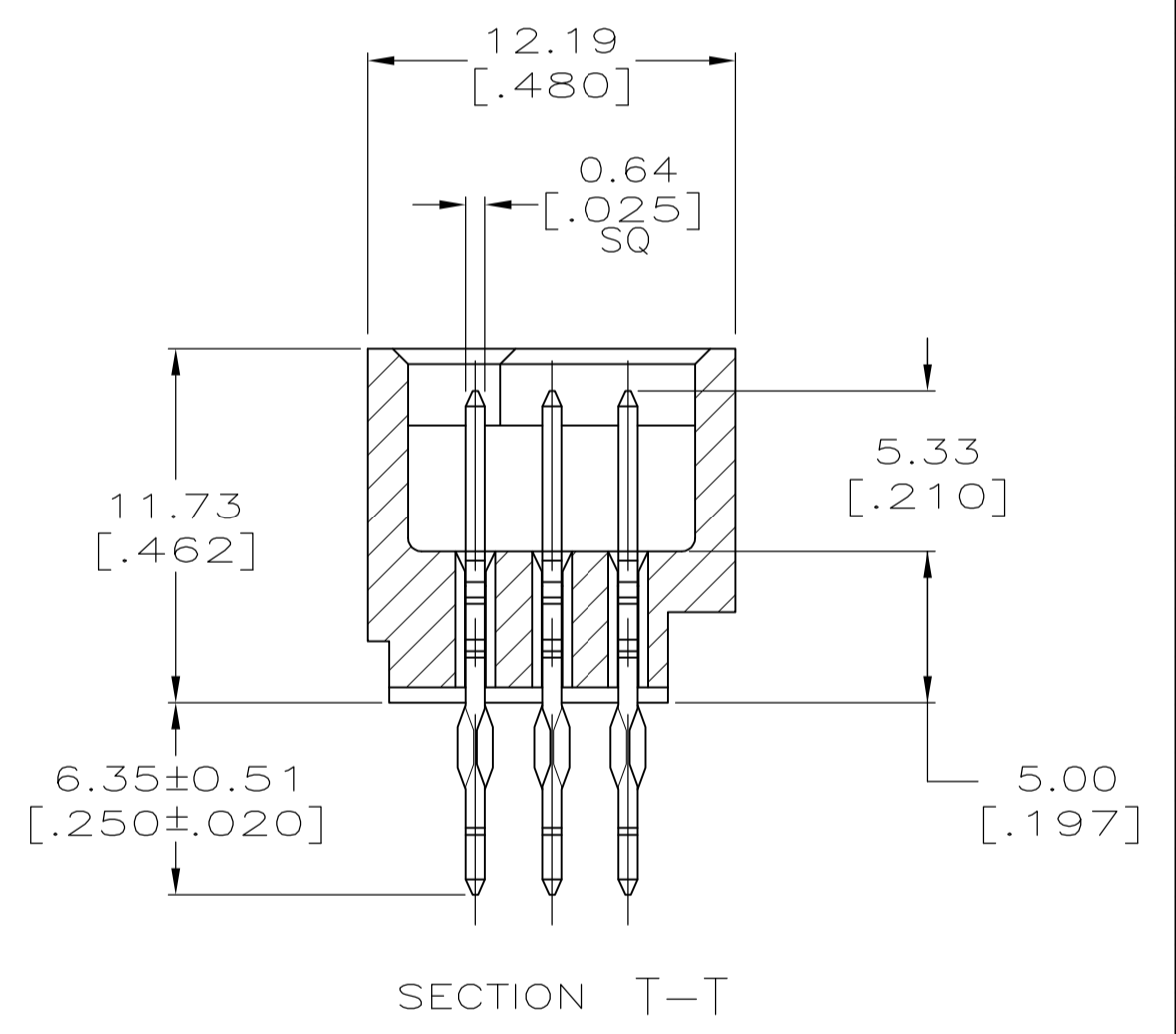
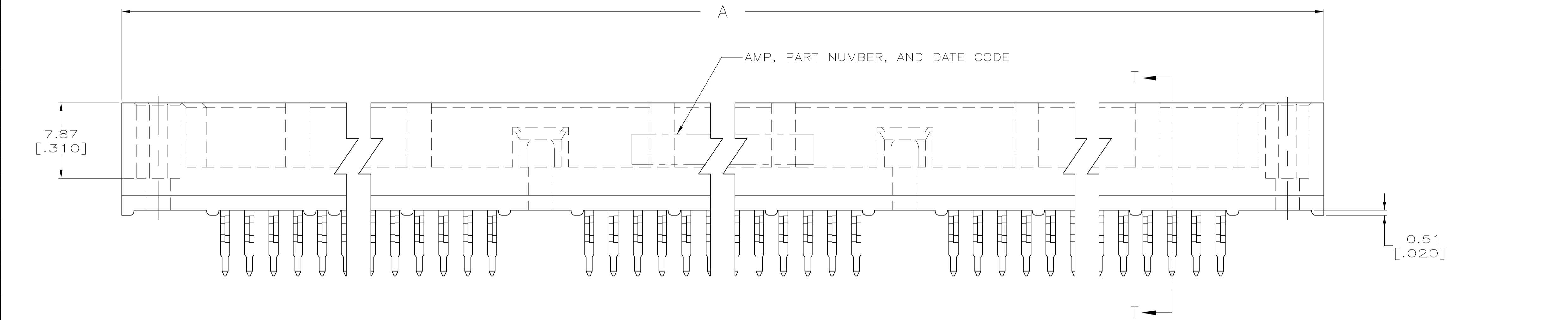
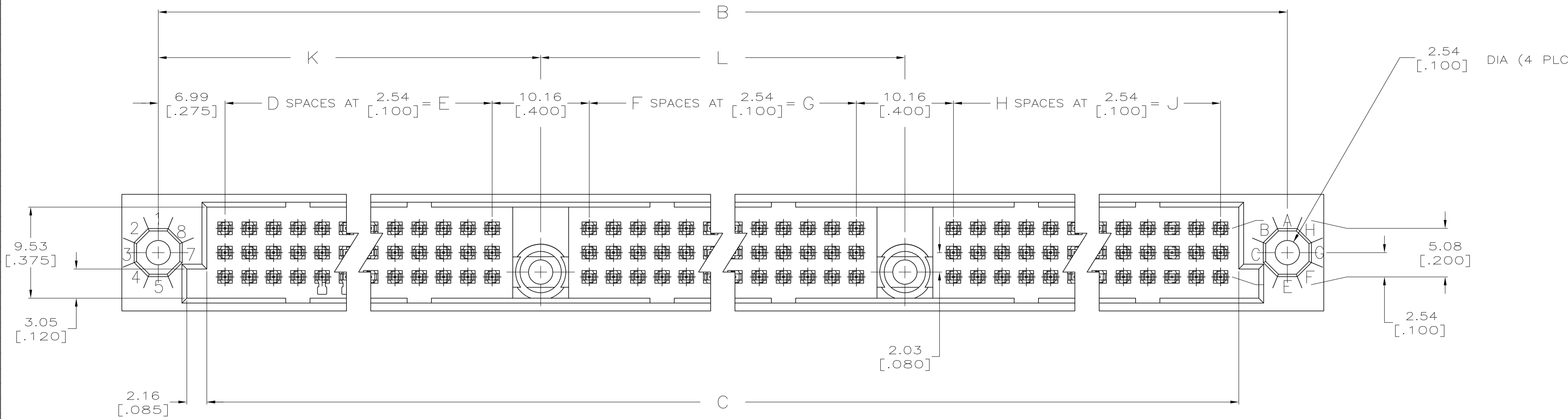


REVISIONS				
P	LTR	DESCRIPTION	DATE	APPV
H	PER	ECO-15-015252	13NOV15	BJ FY



RECOMMENDED P.C. BOARD LAYOUT

THIS DRAWING IS A CONTROLLED DOCUMENT.		DIN R.K. SEIFRIED 04/17/90	TE Connectivity	
DIMENSIONS: mm [INCHES]		CHK F. KIBLER 8-17-92	NAME	
TOLERANCES UNLESS OTHERWISE SPECIFIED:		APPV	PRODUCT SPEC	
0 PLC ± -	1 PLC ± -	APPLICATION SPEC		
2 PLC ± -	3 PLC ± 0.13 [.005]	SIZE CAGE CODE DRAWING NO. RESTRICTED TO		
4 PLC ± -	ANGLES ± -	WEIGHT 0	A1 00779C=533094	1 OF 2 REV H
MATERIAL FINISH		CUSTOMER DRAWING SCALE 4:1 SHEET 1 OF 2 REV H		

REVISIONS				
REV	DESCRIPTION	DATE	BY	APPV
1	SEE SHEET 1	-	-	-

- ① HOUSING MATERIAL: THERMOPLASTIC, COLOR-NATURAL.
- ② CONTACT MATERIAL: PHOSPHOR BRONZE.
- ③ FINISH:
MATING AREA: MEETS THE PERFORMANCE REQUIREMENTS OF PRODUCT SPECIFICATION 108-9063; BASED ON TELCORDIA DR-1217-CORE APPLICATIONS IN UNCONTROLLED ENVIRONMENTS.
SOLDER TAILS AREA: TIN-LEAD PLATED.
- ④ ACTION PIN POSTS REQUIRE 2.36 [.093] MIN THICK P.C. BOARD. RECOMMENDED P.C. BOARD HOLES ARE 1.151 [.0453] DIA PLATED THRU WITH 0.025-0.076 [.001-.003] COPPER; WITH 0.0076 [.0003] MIN TIN-LEAD PLATING; FINISHED HOLE AFTER PLATING 0.94-1.09 [.037-.043] DIA.
- ⑤ PART NUMBER IS OBSOLETE.
- ⑥ OBSOLETE PARTS: OBSOLETE CIS STREAMLINING PER D.RENAUD/D.SINISI

⑤															533094-9
⑤															533094-8
⑤															533094-7
⑤															533094-6
⑤															533094-5
⑤															533094-4
⑤	127.00	128.90	116.84	46	116.84	46	116.84	46	374.65	384.81	392.43	423	533094-3		
⑤	121.92	123.82	111.76	44	111.76	44	111.76	44	359.41	369.57	377.19	405	533094-2		
⑥ OBSOLETE	116.84	118.74	106.68	42	106.68	42	106.68	42	344.17	354.33	361.95	387	533094-1		
	L	K	J	H	G	F	E	D	C	B	A	POSN	PART NUMBER		

THIS DRAWING IS A CONTROLLED DOCUMENT.		DIN R.K. SEIFRIED 8-17-92	04/17/90	TE Connectivity	
DIMENSIONS: mm [INCHES]	TOLERANCES UNLESS OTHERWISE SPECIFIED:	CHK F. KIBLER	APVD -	NAME	
0 PLC ± - 1 PLC ± - 2 PLC ± - 3 PLC ± 0.13 [.005] 4 PLC ± - ANGLES ± -		PRODUCT SPEC		HDI, 3 ROW, PIN ASSEMBLY, TWO CENTER GUIDE PINS, 6.35[.250] LONG ACTION PINS	
MATERIAL	FINISH	WEIGHT		SIZE	RESTRICTED TO
①②	③	0		A1 00779	DRAWING NO
CUSTOMER DRAWING		SCALE		SHEET	REV
		4:1		2 OF 2	H