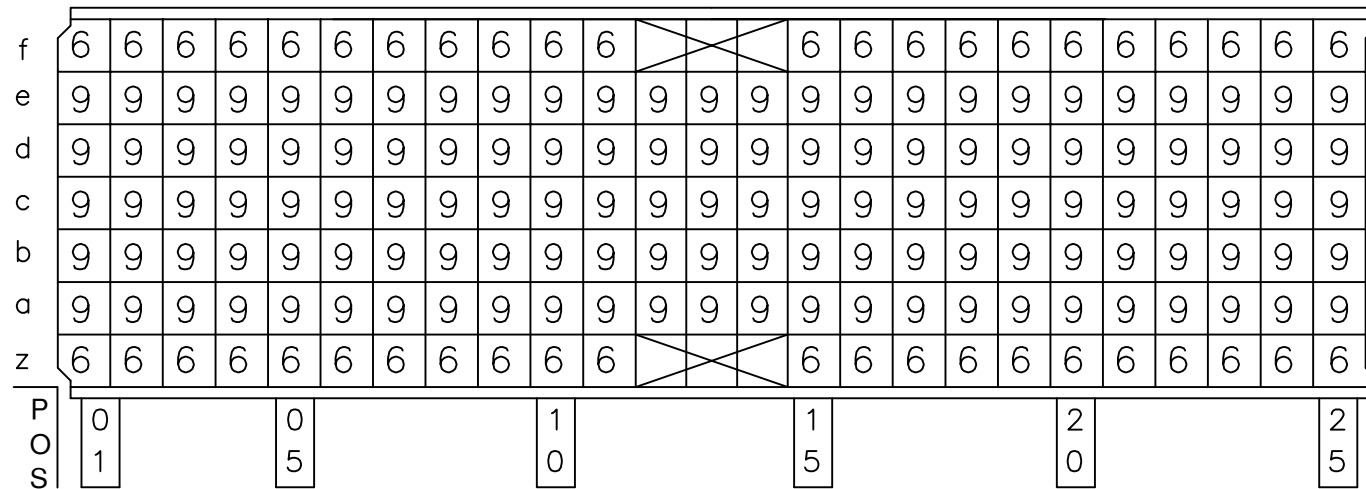
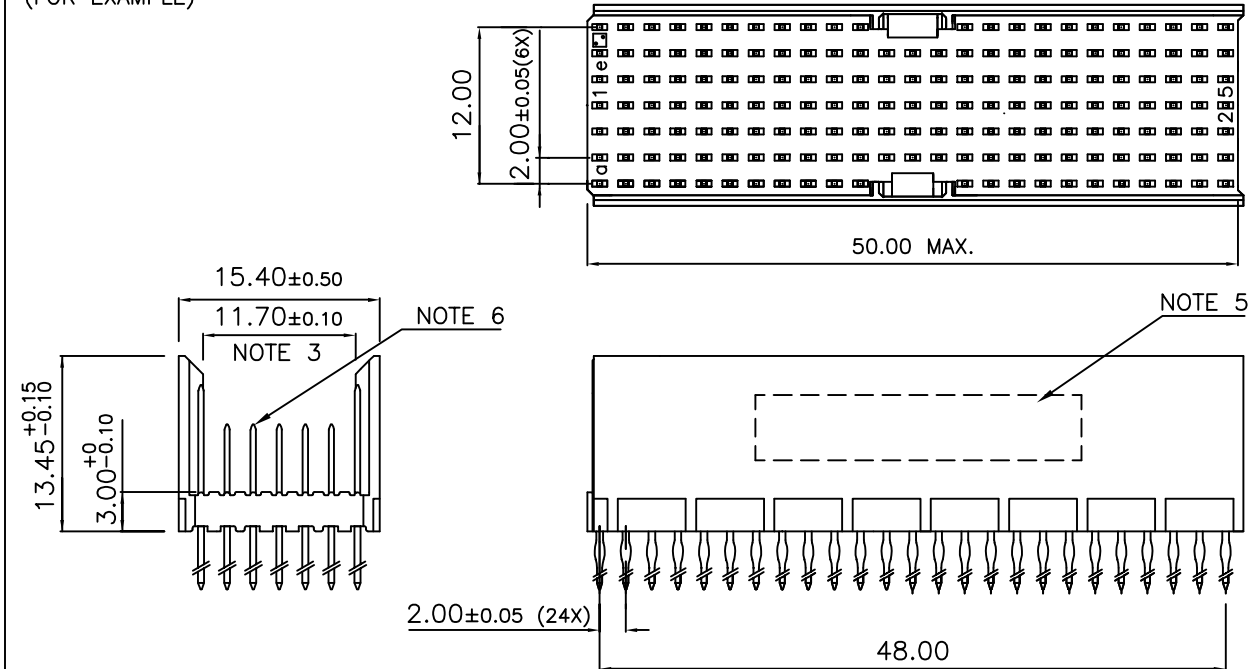


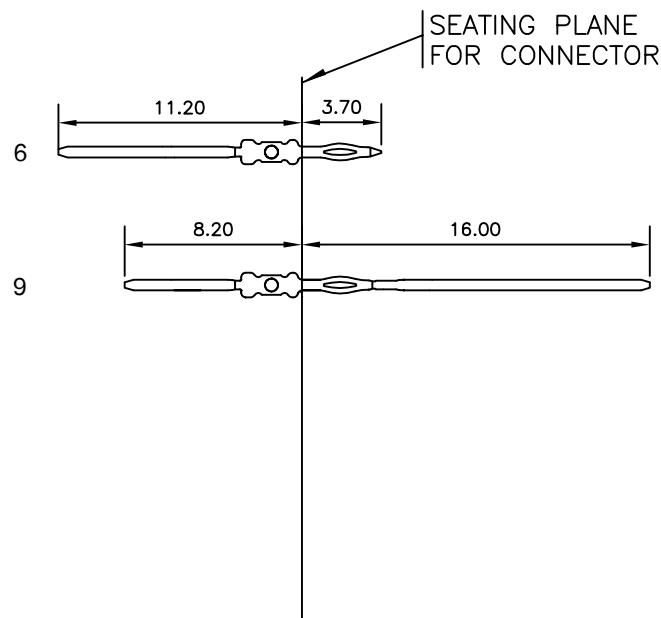
LOADING PATTERN MATING SIDE



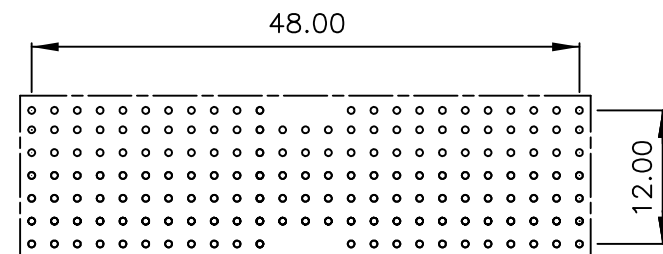
LOADED CONNECTOR ASSEMBLY (FOR EXAMPLE)



CONTACT OVERVIEW



LAY-OUT P.C.B.-HOLE



LEAD FREE INDICATOR : LF = LEAD FREE (DIGIT 15 & 16)

HM2P65PNJ1E1

PLATING CODE (DIGIT 13 AND 14) (REF DRW NO. BS,C , 201844 , 003)

NOTES

1. THIS PRODUCT IS CSA APPROVED.
2. THIS PRODUCT IS UL RECOGNIZED.
3. MEASURED AT THE BOTTOM.
4. MATERIAL CONTACT: PHOSPHORBRONZE
HOUSING: CREAM WHITE GLASS FILLED POLYESTER UL-94V0
5. CONNECTOR PRINTED WITH P/N AND DATE CODE.
6. FOR ACTUAL CONTACT LOADINGS, SEE LOADING PATTERN MATING SIDE.
7. SHAPE OF CONNECTOR HOUSING CAN ALTER DEPENDING ON PRODUCTION LOCATION
8. THE PRODUCT (LF) MEETS EUROPEAN UNION DIRECTIVES AND OTHER COUNTRY REGULATIONS AS DESCRIBED IN GS-22-008
9. FOR RECOMMENDED PTH DIMENSIONS REFER DRAWING : BS, A , 201572 , 001

CATALOG NO: HM2P65PNJ1E1- - -

mat'l. code SEE NOTE 4				surface ISO 1302 ✓		tolerance ISO 406 ISO 1101		projection MM		product family MLLIPACS			
litr				ecn no		dr		date		tolerances unless otherwise specified		title	
A				I03-0051		MKV		2003/09/17		angles		MPACS 5+2R STR HDR PF CONN TYPE AB	
B				I05-0183		MINI		2005/10/06		linear		MM	
C				I06-0077		MINI		2006/06/23		0°±1°		scale -	
								dr		JAYADEEP P		2003/09/17	
								enr		BIJU K PAUL		2003/09/17	
								chr		BIJU K PAUL		2006/06/23	
								appd		K V SIVADAS		2006/06/23	
sheet index		revision sheet		c								sheet 1 of 1 size A3	
		1										BS, C ,203028, 074	
												type Product Customer Drawing	



Copyright FCI