

NOTES:

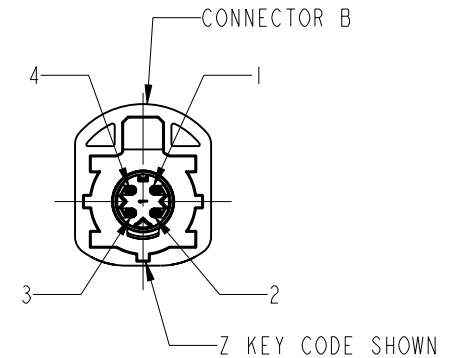
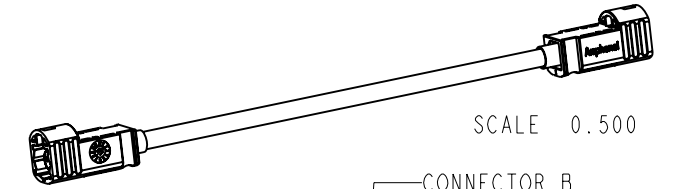
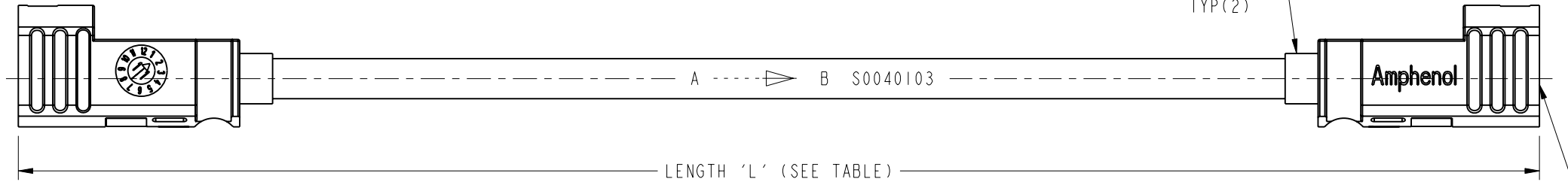
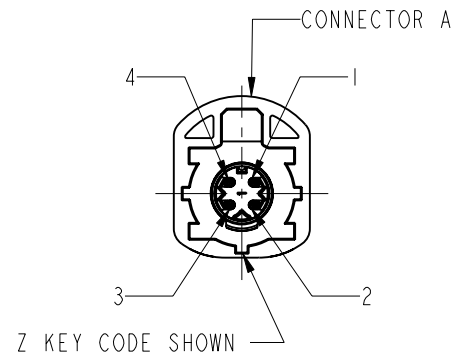
1. MATERIALS AND FINISHES:
 CONNECTOR A: HSD STR PLUG: 2HSD-NXSP-C44WI
 CONNECTOR B: HSD STR PLUG: 2HSD-NXSP-C44WI
 CABLE: HSD-S0040103, 4-WIRES CABLE, COLOR:BLACK

2. ELECTRICAL:
 A. IMPEDANCE: 100 OHM

3. MECHANICAL:
 A. DURABILITY: 25 CYCLES MIN.
 B. TEMPERATURE RANGE: -40°C TO 105°C
 C. HOUSING RETENTION: 110N MIN. AXIAL
4. PACKAGING:
 A. QUANTITY: SINGLE PACK
 B. MARKING: BAG TO BE MARKED
 "AMPHENOL RF, HSDSPXSPXXX-21 AND DATE CODE"

THIRD ANGLE PROJ.

REV		DESCRIPTION	DATE	ECN	APPR
A		RELEASE TO MFG.	08-May-19	11452	VR

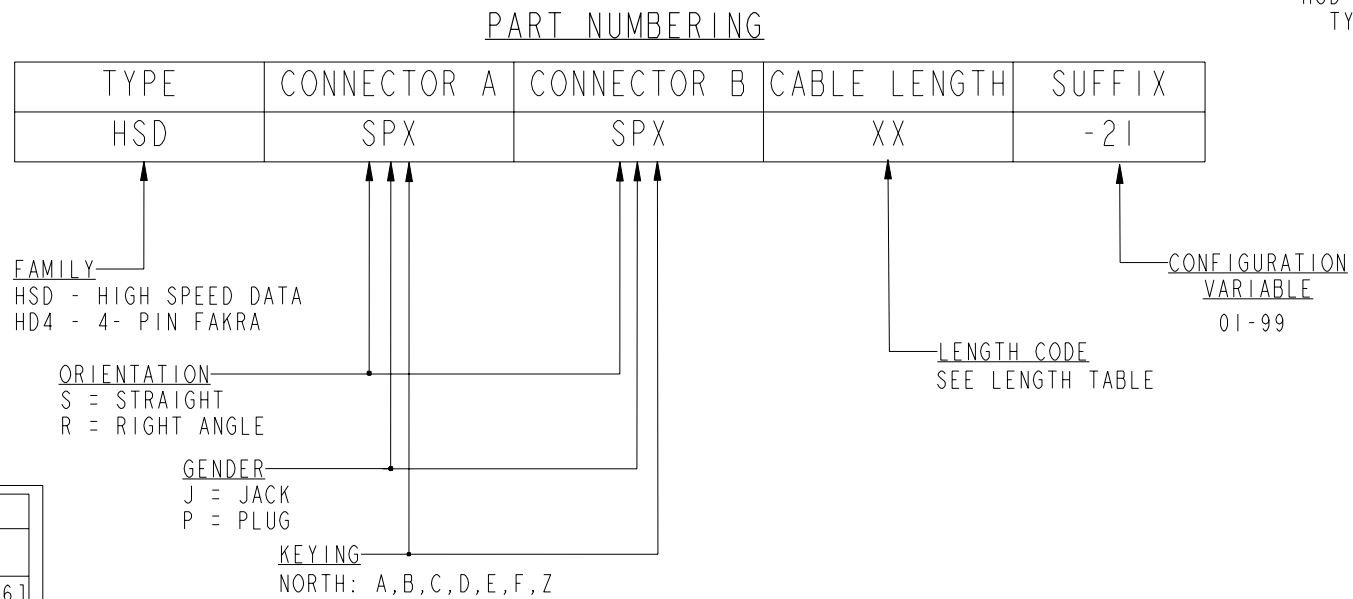


XX	LENGTH 'L' IN INCHES [METERS]
01	12.00 [0.305]
02	19.69 [0.500]
03	24.00 [0.610]
04	29.53 [0.750]
05	36.00 [0.914]
06	39.37 [1.000]
07	48.00 [1.219]
08	59.06 [1.500]
09	60.00 [1.524]
10	72.00 [1.829]
11	78.74 [2.000]
12	118.11 [3.000]
13	120.00 [3.048]
14	144.00 [3.658]
15	180.00 [4.572]
16	196.850 [5.000]
17	300.00 [7.620]
18	393.70 [10.000]
19	600.00 [15.240]
20	787.40 [20.000]
21	900.00 [22.860]
22	1181.10 [30.000]
23	1200.00 [30.480]

LENGTH IN INCHES/FT [METERS]	TOLERANCE
0" - 23.90" [0 - 0.607]	±0.25" [0.006]
24.00" - 59.00" [0.610 - 1.499]	±0.50" [0.013]
5.0' - 24.9' [1.524 - 7.617]	±2.5%
25.0' & UP [7.620 & UP]	±5.0%

DESIGN REQUIREMENTS:

<input checked="" type="checkbox"/> FREQUENCY DC - 2 GHz	<input checked="" type="checkbox"/> CONTINUITY
<input type="checkbox"/> VSWR: _____ : 1 MAX.	<input checked="" type="checkbox"/> HI-POT: 500 VRMS
<input type="checkbox"/> INS. LOSS: _____ dB MIN.	<input type="checkbox"/> OTHER



CONNECTOR A	COLOR	CONNECTOR B
1	BLUE	4
2	ORANGE	3
3	GREEN	2
4	BROWN	1

CONFIGURATION CONTROL:
 NO CHANGES PERMITTED TO DRAWING WITHOUT
 PPAP QUALIFIED CUSTOMER APPROVAL

CUSTOMER OUTLINE DRAWING
 ALL OTHER SHEETS ARE FOR INTERNAL USE ONLY

UNLESS OTHERWISE SPECIFIED, DIMENSIONS ARE IN METRIC AND TOLERANCES ARE: <0.5mm ±0.05mm 0.5 - 6mm ±0.1mm 6 - 30mm ±0.2mm 30 - 120mm ±0.3mm ANGLES ±1°	MATERIAL	DRAWN	DATE	TITLE	Amphenol RF www.amphenolrf.com	
	SEE NOTES	J.FENG	15-May-19	HSD STR PLUG TO HSD STR PLUG USING HSD-S0040103 CABLE		
NOTICE - These drawings, specifications, or other data (1) are, and remain the property of Amphenol corp. (2) must be returned upon request; and (3) are confidential and not to be disclosed to any person other than those to whom they are given by Amphenol Corp. the furnishing of these drawings, specifications, or other data by Amphenol Corp., or to any other person to anyone for any purpose is not to be regarded by implication or otherwise in any manner licensing, granting rights to permitting such holder or any other person to manufacture, use or sell any product, process or design, patented or otherwise, that may in any way be related to or disclosed by said drawings, specifications, or other data.	REFERENCE	ENGINEER	DATE	SCALE: 1.5:1.0 SHEET 2 OF 2	DRAWING NO. HSDSPXSPXXX-21	
	EAR# 8869	P.YU	15-May-19	DWG SIZE B	REV A	ITEM NO. HSDSPXSPXXX-21
	REF:	S.HSIEH	15-May-19	CAD FILE		PART NO. HSDSPXSPXXX-21