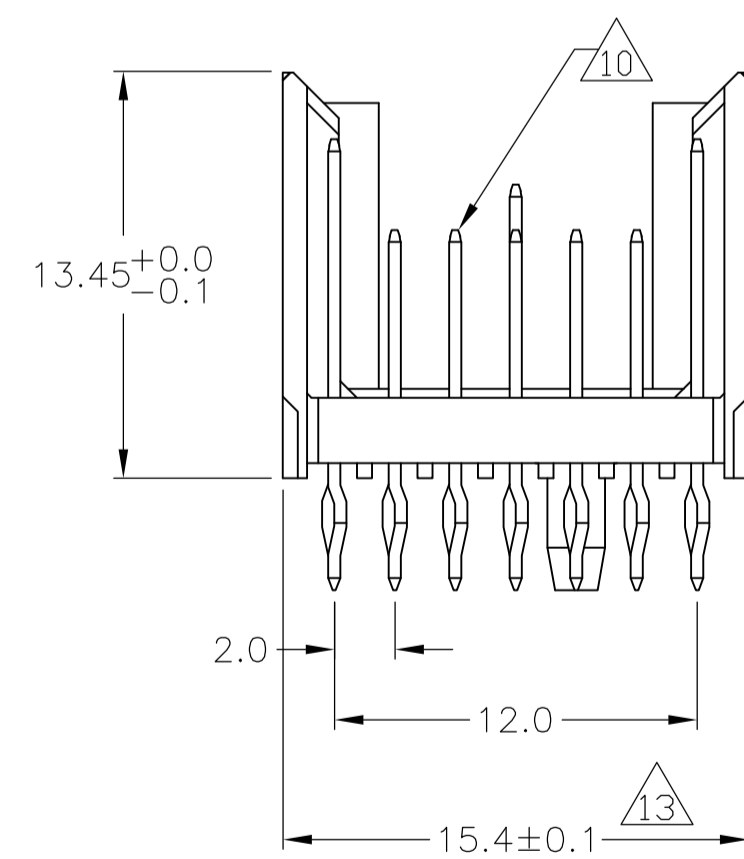
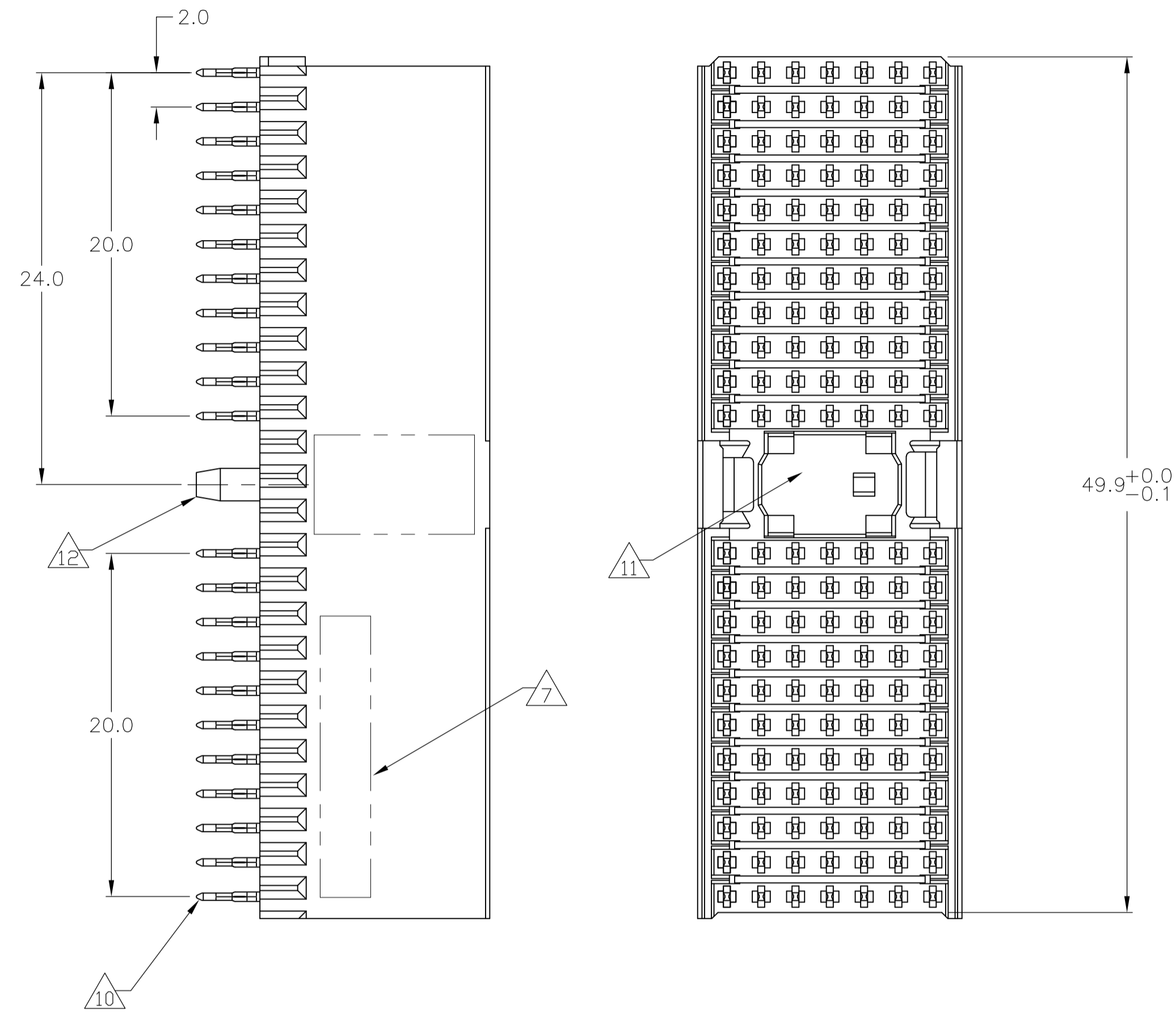
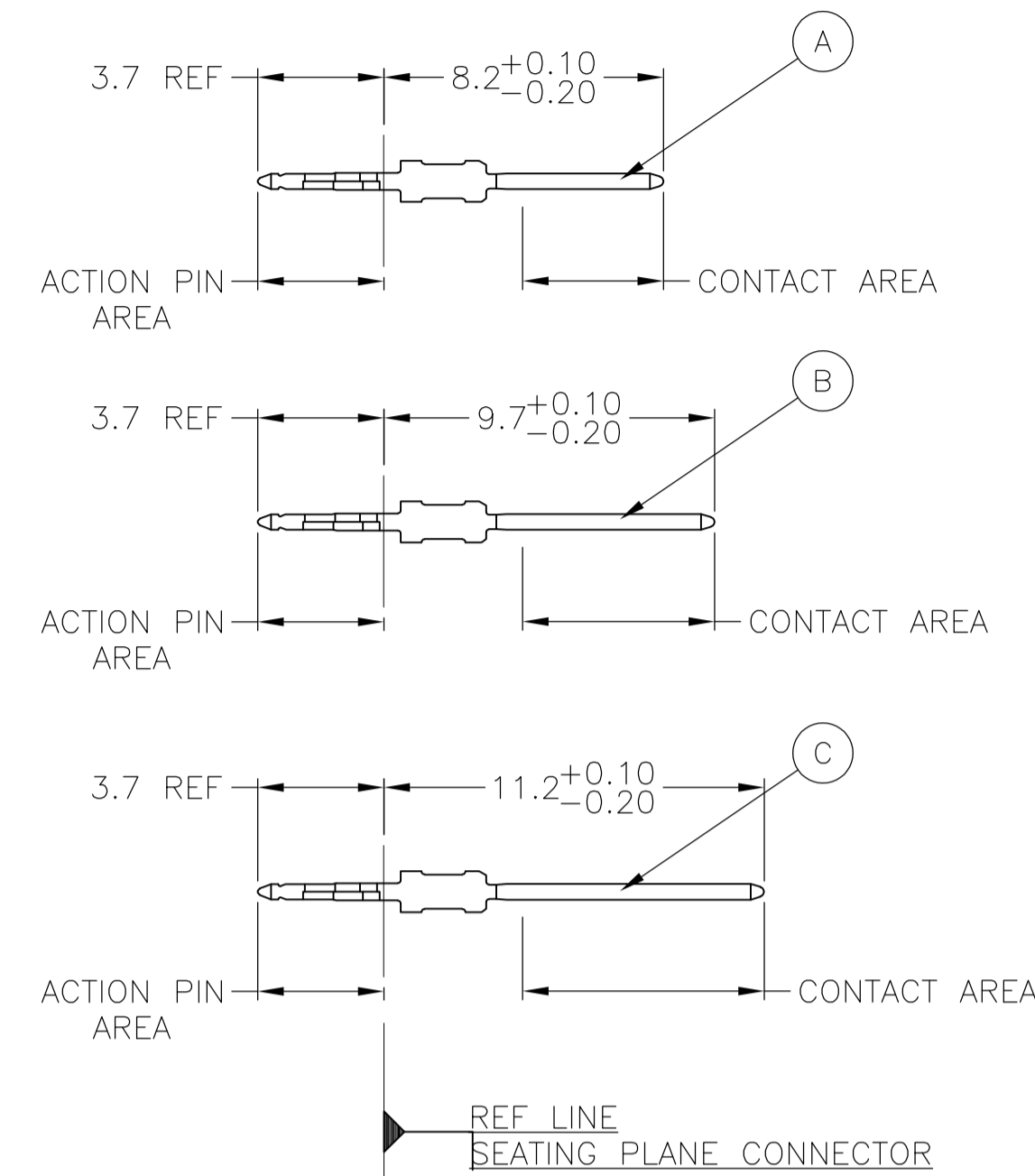


CONNECTOR ASSEMBLY EXAMPLARY LOADED



CONTACT DIMENSIONS

SCALE 5:1



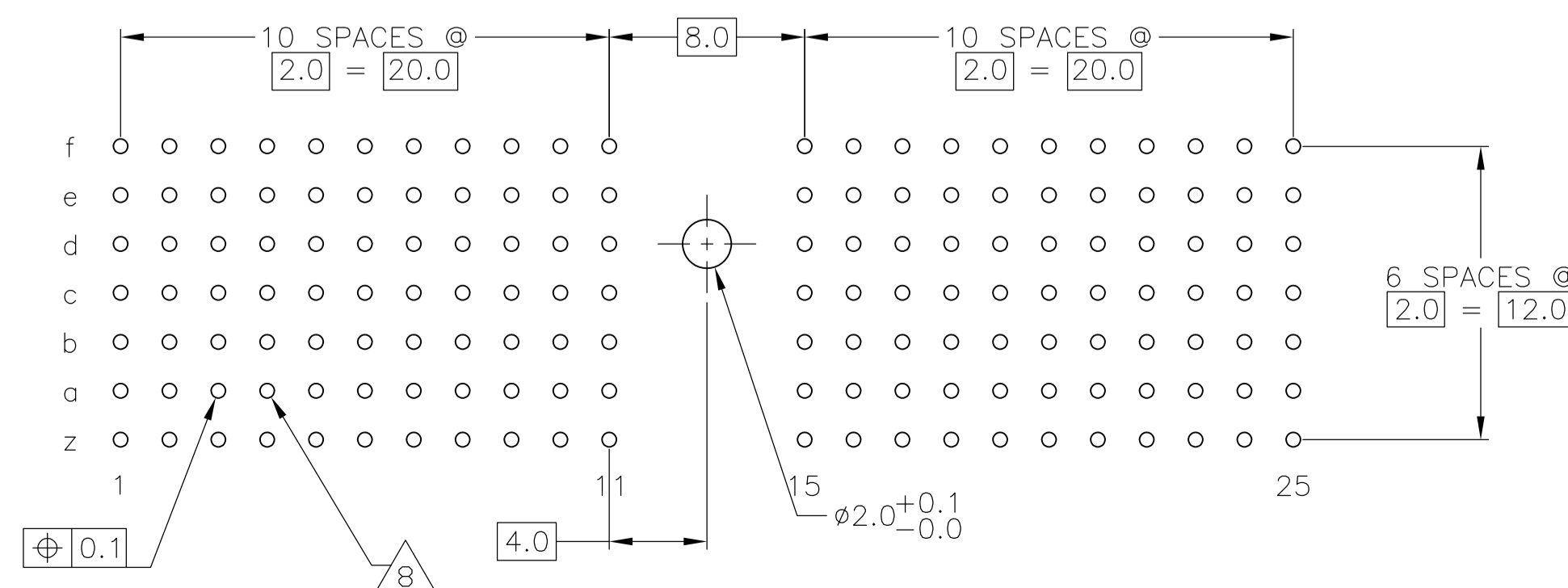
CONTACT LAYOUT

| | | | | | | | |
|----------------------|---|---|---|---|---|---|---|
| | z | a | b | c | d | e | f |
| 1 | C | A | A | A | A | A | C |
| 2 | C | A | A | A | A | A | C |
| 3 | C | A | A | A | A | A | C |
| 4 | C | A | A | A | A | A | C |
| 5 | C | A | A | A | A | A | C |
| 6 | C | A | A | A | A | A | C |
| 7 | C | A | A | A | A | A | C |
| 8 | C | A | A | A | A | A | C |
| 9 | C | A | A | A | A | A | C |
| 10 | C | A | A | B | A | A | C |
| 11 | C | A | A | B | A | A | C |
| MULTI PURPOSE CENTER | | | | | | | |
| 15 | C | A | A | B | A | A | C |
| 16 | C | A | A | B | A | A | C |
| 17 | C | A | A | A | A | A | C |
| 18 | C | A | A | A | A | A | C |
| 19 | C | A | A | A | A | A | C |
| 20 | C | A | A | A | A | A | C |
| 21 | C | A | A | A | A | A | C |
| 22 | C | A | A | A | A | A | C |
| 23 | C | A | A | A | A | A | C |
| 24 | C | A | A | A | A | A | C |
| 25 | C | A | A | A | A | A | C |

RECOMMENDED PCB-HOLE LAYOUT COMPONENT SIDE SHOWN

PLATED THRU HOLES PARAMETERS

REFERENCE APPLICATION SPECIFICATION



| | | | |
|--------|---|----|-------------|
| 2 | 6 | 14 | 1-6392131-9 |
| 2 | 5 | 14 | 6392131-9 |
| 2 | 4 | | 6392131-4 |
| 2 | 3 | | 6392131-1 |
| FINISH | | | PART NUMBER |

| | | | | |
|--|-----------|------------------------|------------------------------|-----|
| THIS DRAWING IS A CONTROLLED DOCUMENT. | | DIN B CARBO 19MAY05 | Tyco Electronics Corporation | |
| DIMENSIONS: mm | | CIK G SKIPPER 19MAY05 | Harrisburg, Pa 17105-3608 | |
| TOLERANCES UNLESS OTHERWISE SPECIFIED: | | APVD G SKIPPER 19MAY05 | NAME | |
| 0 PLC | ± - | PRODUCT SPEC | | |
| 1 PLC | ± 0.1 | 108-19082 | | |
| 2 PLC | ± - | APPLICATION SPEC | | |
| 3 PLC | ± - | 114-19029 | | |
| 4 PLC | ± - | SIZE | | |
| ANGLES | ± - | CAGE CODE | | |
| | | DRAWING NO | | |
| | | A1 00779 C=6392131 | | |
| MATERIAL | FINISH | WEIGHT | RESTRICTED TO | |
| 1 | SEE TABLE | - | - | |
| CUSTOMER DRAWING | | SCALE | SHEET | REV |
| | | 4:1 | 1 OF 2 | A |

| LOC | DIST | REVISIONS | | | |
|-----|------|-------------|------|-----|------|
| IF | LTR | DESCRIPTION | DATE | DRN | APVO |
| AD | 00 | SEE SHEET 1 | - | - | - |

- 1 MATERIAL:
CONTACT: PHOSPHOR BRONZE.
HOUSING: GLASS-FILLED POLYESTER.
- 2 GENERAL PLATING SPECIFICATION: UNDERPLATING
(ENTIRE CONTACT): 1.27µm MIN NICKEL AND ACTION
PIN: 0.5µm MIN TIN.
FOR PLATING OF MATING SURFACES SEE APPLICABLE
SPECIFICATION REFERENCE FOR EACH DASH NUMBER.
- 3 CONFORMS TO ALL TESTING ACCORDING TO IEC 61076-4-101
PERFORMANCE LEVEL 2.
- 4 CONFORMS TO ALL TESTING ACCORDING TO IEC 61076-4-101
PERFORMANCE LEVEL 1.
- 5 CONNECTOR TESTED AND QUALIFIED AGAINST TELCORDIA GR-1217-CORE QUALITY LEVEL 3,
CENTRAL OFFICE APPLICATIONS.
- 6 CONNECTOR TESTED AND QUALIFIED AGAINST TELCORDIA GR-1217-CORE QUALITY LEVEL 3,
UNCONTROLLED ENVIROMENT APPLICATIONS.
- 7 CONNECTOR MARKED WITH PART NUMBER AND DATE CODE.
ADDITIONAL CHARACTERS OR MARKINGS, AS WELL AS THE LOCATION OF THE MARKINGS,
MAY BE ADDED FOR TRACEABILITY BASED UPON MANUFACTURERS DISCRETION.
- 8 PLATED-THROUGH HOLES AT 2x2mm SQUARE GRID
PATTERN DEFINED BY CONTACT LAYOUT.
- 9 FOR ACTUAL PIN LOADING SEE "CONTACT LAYOUT".
- 10 FOR ACTUAL PIN DIMENSIONS SEE "CONTACT DIMENSIONS".
- 11 AREA RESERVED FOR KEYING PART (BASIC P/N 100525)
- 12 POLARIZATION FEATURE.
- 13 TO BE MEASURED AT BOTTOM OF SHROUD.
- 14 CONNECTOR LUBRICATED WITH BELCORE APPROVED LUBRICANT,
TECHNICAL REFERENCE: TR-NWT-001217 ISSUE 1, SEP 1992.

| | | | | |
|---|--|-------------------------------|---|--------------------|
| THIS DRAWING IS A CONTROLLED DOCUMENT. | | DRN B CARBO 19MAY05 | Tyco Electronics Corporation Harrisburg, Pa 17105-3608 | |
| DIMENSIONS: mm | | CHK G.SKIPPER 19MAY05 | NAME G.SKIPPER 19MAY05 | |
| TOLERANCES UNLESS OTHERWISE SPECIFIED: 0 PLC ± - 1 PLC ± 0.1 2 PLC ± - 3 PLC ± - 4 PLC ± - ANGLES ± - | | PRODUCT SPEC 108-19082 | MALE ASSEMBLY, Z-PACK 2mm HM, TYPE A | |
| MATERIAL SEE SHEET 1 | | APPLICATION SPEC 114-19029 | SIZE A1 | CAGE CODE 00779 |
| FINISH SEE SHEET 1 | | WEIGHT - | DRAWING NO 6392131 | RESTRICTED TO - |
| CUSTOMER DRAWING | | SCALE 4:1 | SHEET 2 | OF 2 REV A |