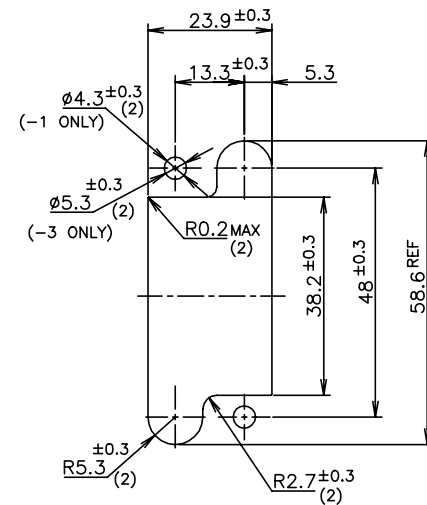
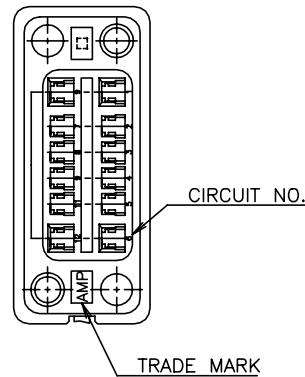
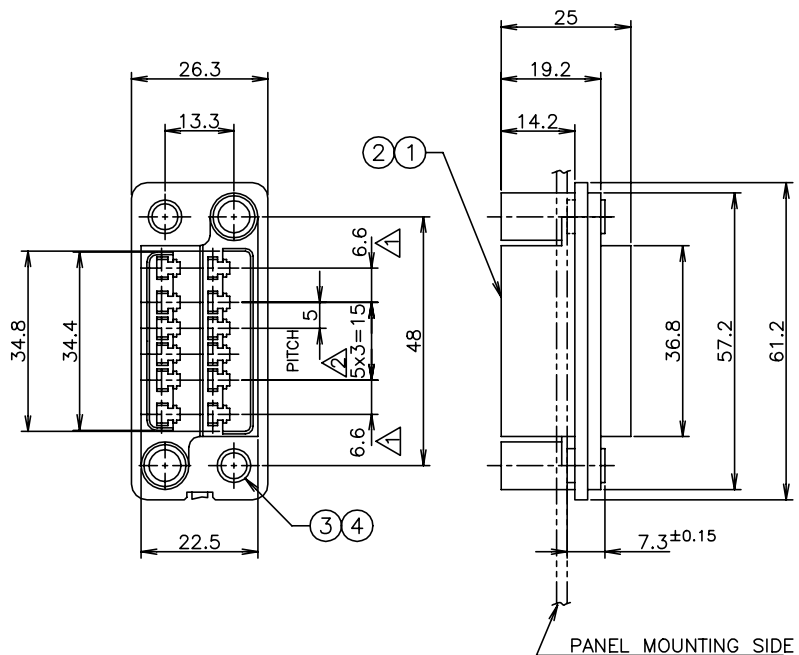


THIS DRAWING IS UNPUBLISHED. RELEASED FOR PUBLICATION JAN , 1979.

© COPYRIGHT 1979 BY TYCO ELECTRONICS CORPORATION. ALL RIGHTS RESERVED.

LOC	DIST	REVISIONS					
J		P	LTR	DESCRIPTION	DATE	DWN	APVD
		A1	RELEASED	ECR-21-001336	05FEB2021	J.J	N.S

-1, -3; AS SHOWN



THK 1.6±0.2
RECOMMENDED PANEL CUTOUT DIM.

- △ FOR POWER CIRCUITS (4 POS)
- △ FOR SIGNAL CIRCUITS (8 POS)
- 3 ACCOMMODATED CONTACTS ARE
STRIP P/N 170311, 170312, 170484
L.P P/N 170313, 170314, 170485
- 4 MALE HSG P/N IS 172061
- △ MATERIAL:
HOUSING: PBT 94V-0
BUSH: PB FREE METAL
- △ FINISH:
NICKEL PLATED PER AMP SPEC 112-25.

QTY REQD PER ASSY	REVISION	PART NO	NAME	REMARKS	ITEM NO
2	+-	1-172065-3		(4mm)	④
+-	2	1-172065-1	FLOATING BUSH ASSY	(3mm)	③
1	+-	172062-3		(4mm)	②
+-	1	172062-1	DRAWER CONN FEMALE HSG	12 POS (3mm)	①

THIS DRAWING IS A CONTROLLED DOCUMENT.		DWN C.ZHU 15AUG05	Tyco Electronics AMP K.K. Kawasaki, Japan		
DIMENSIONS: mm		CHK I.WANG 15AUG05			
TOLERANCES UNLESS OTHERWISE SPECIFIED: 0 PLC ± 0.4 1 PLC ± 0.4 2 PLC ± 0.4 3 PLC ± 0.4 4 PLC ± 0.4 ANGLES ±		APVD S.YAO 15AUG05	NAME		
MATERIAL △		FINISH △	12POS FEMALE HSG ASSY DRAWER CONNECTOR		
CUSTOMER DRAWING		WEIGHT	SIZE A3	CAGE CODE 00779	DRAWING NO C=5172069
		SCALE 1:1	SHEET 1	OF 1	REV A1