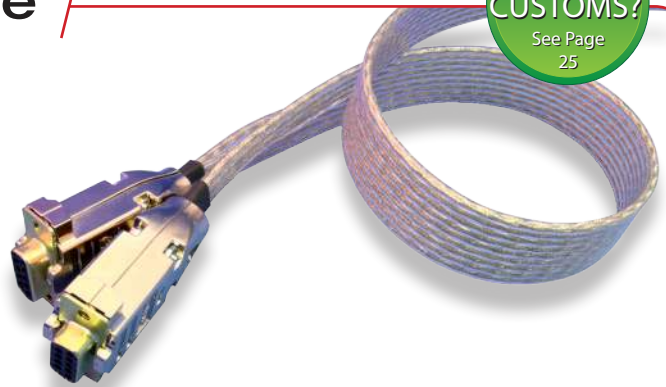


# Controlled Impedance Cable

**NEED CUSTOMS?**  
See Page 25

- Individually Controlled Impedance Signals with Frequencies Up to 1 GHz
- Excellent Alternative to Coaxial Cables in Many Applications
- Choice of 1 - 8 Individually Shielded 100 Ohm Twinax Conductors

Cicoil's Controlled Impedance Cable is a highly flexible cable with individually controlled impedance signals. This 30 AWG/1 twisted shielded pair cable can be used as a more durable and flexible alternative to standard twisted pair and coaxial cables. Unlike bulky round and non-flexible woven cables, the Cicoil design can be used in applications requiring submersion in water, exposure to harsh weather and rugged environments. And the flat cable construction guarantees clear, high speed data transmission.

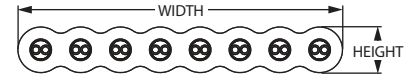


**Applications**  
Sensors, Encoders, Actuators, Resolvers

## Cable

Amp Rating <sup>1</sup>	Conductor Gauge	No. of Pairs	No. of Conductors	Dimensions [inches]		Part Number
				Width	Height	
3	30 AWG	1	2	0.15	0.15	CIM-100-01
		2	4	0.28	0.15	CIM-100-02
		4	8	0.54	0.15	CIM-100-04
		6	12	0.81	0.15	CIM-100-06
		8	16	1.07	0.15	CIM-100-08

## Dimensions



### Note

1. Amp rating is the maximum value for each conductor at room temperature of 70°F (21°C). Amp rating decreases as temperature increases.

## Cable Assemblies



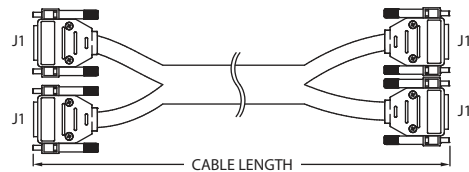
Please contact Cicoil for other connectors and length options.

Cable Length (feet)	Part Number Addition
3	-CA003
6	-CA006
12	-CA012

### Notes

1. Append onto base cable Part Number for complete assembly.  
Example: CIM-100-01-CA003
2. Connector ratings may differ from cable ratings; refer to manufacturer specifications.

## Assembly Dimensions



### Connectors

- Signal (J1): D-SUB, P/N 205203-8

## Cable Specifications

All engineering values are nominal and subject to change.

Mechanical	Environmental
<b>Conductors:</b> Ultra flexible, finely stranded, tinned copper	<b>Temperature Rating:</b> -65°C to +165°C
<b>Shielding:</b> Ultra flexible, braided shields, with 90% nominal coverage	<b>Moisture Rating:</b> Submersible, Salt Water Resistant
<b>Minimum Bend Radius:</b> - 6x cable height for intermediate flex - 10x cable height for continuous flex	<b>Clean Room Rating:</b> Class 1, Zero Particulates
<b>Flex Life:</b> 10,000,000 cycles nominal	<b>Extreme Environments:</b> Sunlight, UV Light, Alcohol, Chemical and Oil Resistant
<b>Outer Jacket Durometer Rating:</b> 65 (Shore A)	<b>Electrical</b>
	<b>Outer Jacket Dielectric Strength:</b> 450 volts/mil (17.7 kv/mm)
	See Electrical Rating Chart on Page 47

## Options

## Page

Additional Conductors	26
Low Friction Options	28
StripMount™ Integrated Mounting Strip	28
Integrated Tubing	29
SuperTuff™ Jacket	29
Colored Jacketing	29
Strip and Tin Cable Ends	29
FlexRail™ Self-Supporting Cable	30
Complete Assembly	31