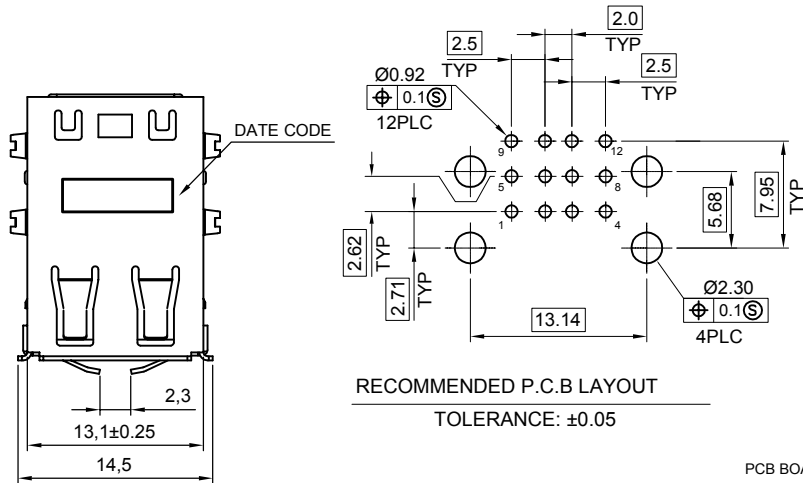


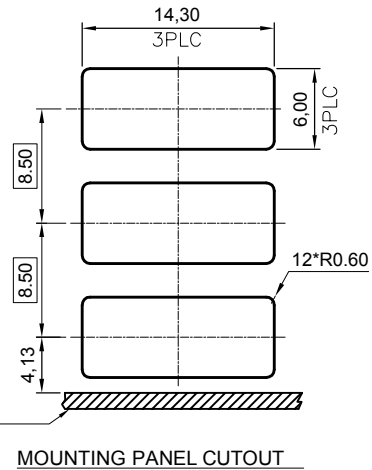
REV.	DESCRIPTION	DATE
A	RELEASE	

NOTES:

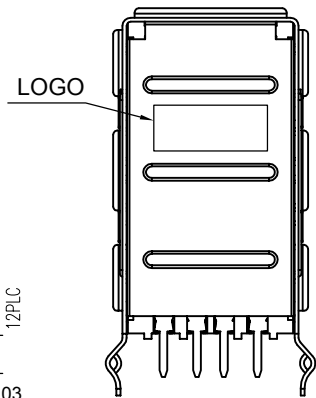
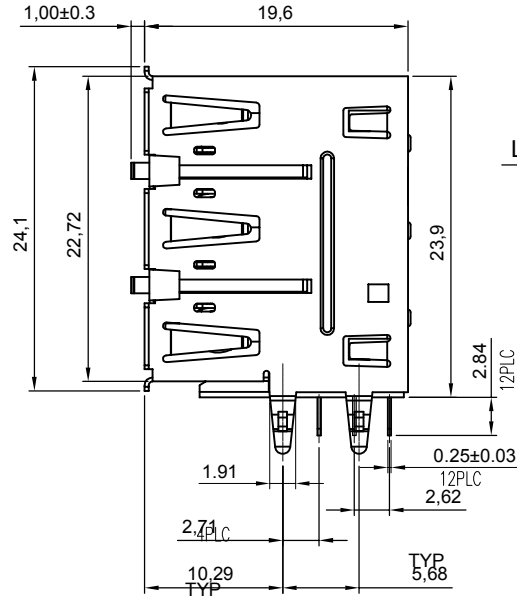
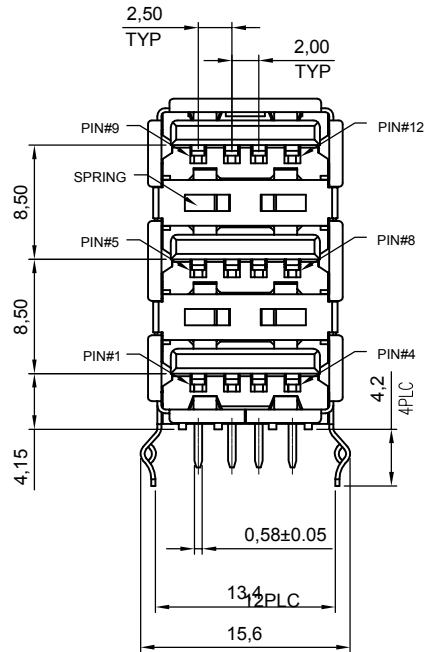
1. MATERIAL:
 - 1.1 HOUSING:PA6T+30% G/F,COLOR:BLACK, UL94V-0;
 - 1.2 CONTACTS: PHOSPHOR BRONZE
 - 1.3 SHELL :PHOSPHOR BRONZE OR SK7
 - 1.4 ISOLATED:PHOSPHOR BRONZE OR SK7
 - 1.5 REAR SHELL :SPCC
2. FINISH:
 - 2.1 CONTACT:
 - GOLD FLASH PLATING ON CONTACT AREA.
 - 100u" MIN. BRIGHT-TIN PLATING ON SOLDER TAIL AREA,50u" MIN. NICKEL UNDERPLATING OVERALL,
 - 2.2 SHELL:
 - 100u" MIN. NICKEL UNDERPLATING OVERALL .
 - 2.3 ISOLATED:SHELL: 100u" MIN. NICKEL PLATED
 - 2.4 REAR SHELL:100u" MIN. NICKEL PLATED.
3. ELECTRICAL CHARACTERISTICS:
 - CURRENT RATING: 0.5Amper Maximum
 - VOLTAGE: 30V AC.
 - CONTACT RETENTION FORCE:0.7KGFMINIMUM.
 - CONTACT RESISTANCE: 30 MILLIOHMS MAXIMUM.
 - INSULATION RESISTANCE: 1000MEGOHMS MINIMUM.
 - DIELECTRIC WITHSTANDING VOLTAGE: 750V AC AT SEE LEVEL.
 - TEMPERATURE: -55°C~85°C .



RECOMMENDED P.C.B LAYOUT
TOLERANCE: ±0.05



MOUNTING PANEL CUTOUT



UNLESS TOLERANCE		DRAW BY	
GENERAL	ANGLE	DESIGN BY	
x. ± 0.30	x.* ± 3.0°	CHECK BY	
.X ± 0.20	.X* ± 2.0°	APPROVE BY	
.XX ± 0.15	.XX* ± 1.0°	SCALE	SHEET
.XXX ± 0.08	.XXX* ± 0.5°	1:1	1/1
		UNIT	MM

CnC Tech,LLC

Part NO.
1001-007-01020

DRW NO: _____ REV: A