LOADING PATTERN MATING SIDE

f	6	6	6	6	6	6	6	6	6	6	6				6	6	6	6	6	6	6	6	6	6	6
e	5	5	5	5	5	5	5	5	5	5	6	5	5	5	5	5	5	5	5	5	5	5	5	5	4
d	5	5	5	4	5	5	5	4	4	5	4	5	5	5	5	5	5	5	5	5	5	5	5	5	5
c	5	5	5	4	5	5	5	5	5	5	5	5	5	5	5	5	5	5	5	5	5	5	5	5	5
b	5	5	5	5	5	5	5	5	5	5	5	5	5	5	5	5	5	5	5	5	5	5	6	6	6
a	5	5	5	5	4	5	5	5	5	5	5	5	5	5	5	5	5	5	5	5	5	5	6	6	6
z	6	6	6	6	6	6	6	6	6	6	6				6	6	6	6	6	6	6	6	6	6	6
POS	01				05					10					15					20					25

LOADED CONNECTOR ASSEMBLY
(FOR EXAMPLE)

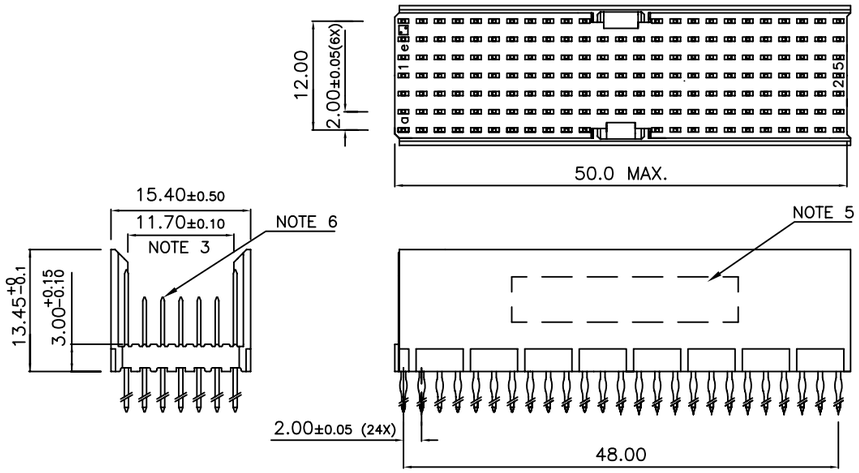

CONTACT OVERVIEW

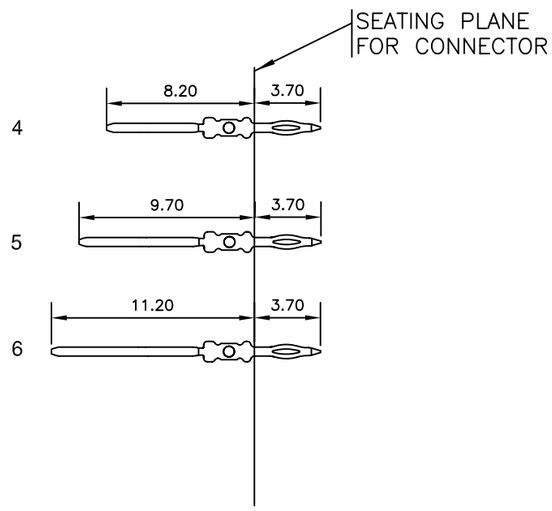

LAY-OUT P.C.B.-HOLE

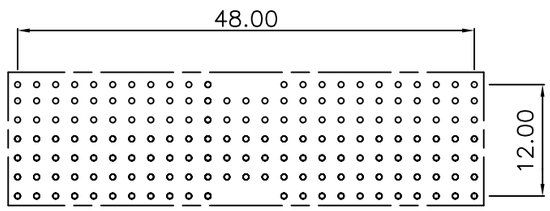

HM2P65PDM3H1----

LEAD FREE INDICATOR : LF = LEAD FREE
(DIGIT 15 & 16)

PLATING CODE (DIGIT 13 AND 14)
(REF DRW NO. BS,C , 201844 , 003)

NOTES

1. THIS PRODUCT IS CSA APPROVED.
2. THIS PRODUCT IS UL RECOGNIZED.
3. MEASURED AT THE BOTTOM.
4. MATERIAL CONTACT: PHOSPHORBRONZE
   HOUSING: CREAM WHITE GLASS FILLED POLYESTER UL-94V0
5. CONNECTOR PRINTED WITH P/N AND DATE CODE.
6. FOR ACTUAL CONTACT LOADINGS, SEE LOADING PATTERN MATING SIDE.
7. SHAPE OF CONNECTOR HOUSING CAN ALTER DEPENDING ON PRODUCTION LOCATION
8. THIS PRODUCT (LF) MEETS EUROPEAN UNION DIRECTIVES AND OTHER COUNTRY REGULATIONS AS DESCRIBED IN GS-22-008
9. FOR RECOMMENDED PTH DIMENSIONS REFER DRAWING : BS, A , 201572 , 001

CATALOG NO: HM2P65PDM3H1----

mat'l. code SEE NOTE 4					surface ISO 1302			tolerance ISO 406 ISO 1101			projection			product family MILLIPACS										
ltr	ecn no	dr	date		tolerances unless otherwise specified									title										
A	I09-0170	GT	2009-08-20		angles		linear	.0±0.2			MM			MPACS 5+2R STR HDR PF CONN TYPE AB										
								.00±0.1																
					0°±1°						scale –													
					dr	GEORGE THOMAS		2009-08-20						dwg no BS, C ,203028, 887								sheet 1 of 1	size A3	
					engr	ALEX BABU		2009-08-20																
					chr	ALEX BABU		2009-08-20																
					appd	ALEX BABU		2009-08-20						type Product Customer Drawing										
sheet index	revision	A																						
	sheet	1																						

FCIconnect.com
Copyright FCI

form: A3

PDM: Rev:A STATUS:Released Printed: Aug 25, 2009