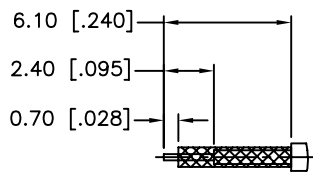
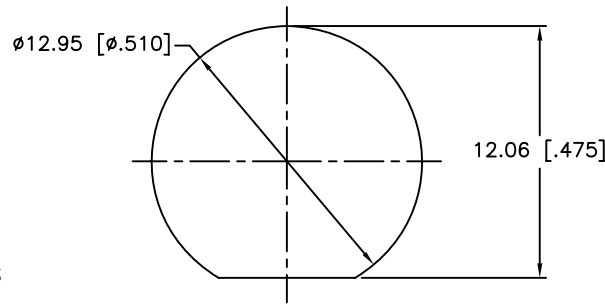


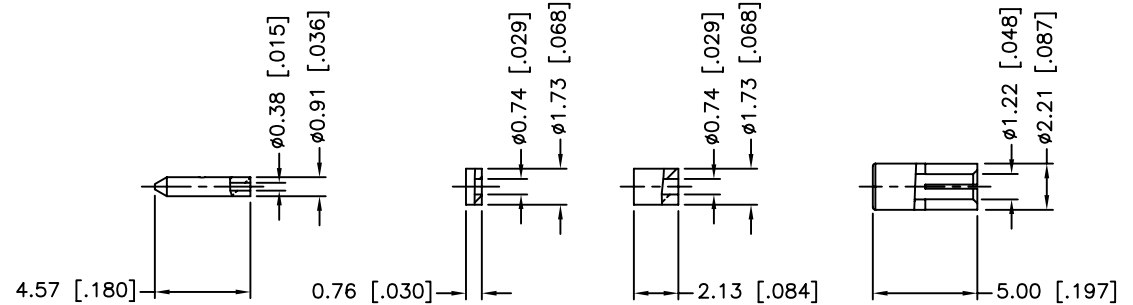
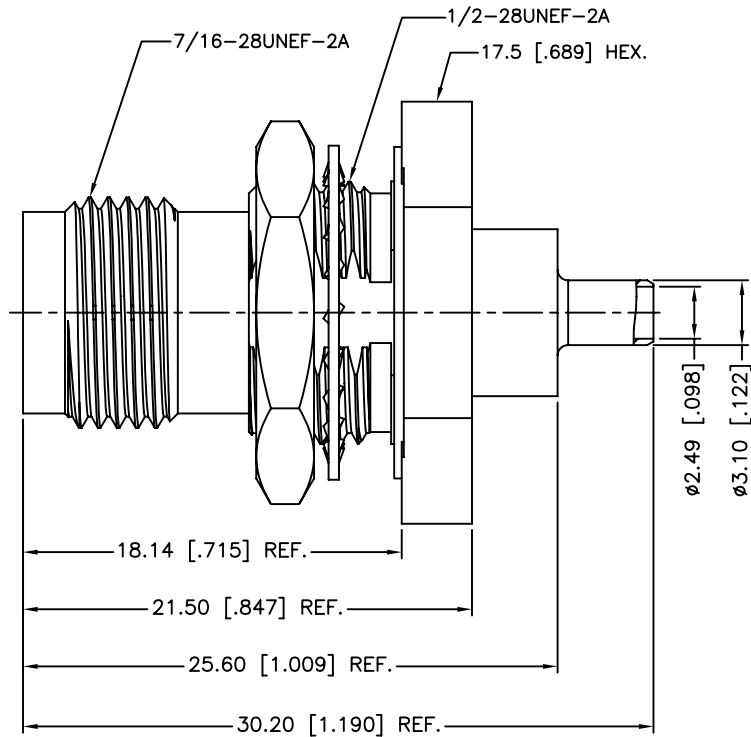
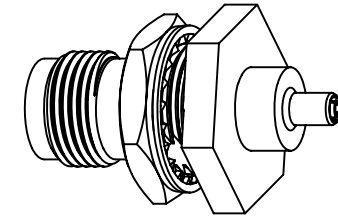
REV.	DATE	ECR NO.	DESCRIPTION
NC	09/24/10	XXXXXX	INITIAL RELEASE
A	11/08/11	2255	REPLACING ROUND FLANGES WITH HEX FLANGES



RECOMMENDED  
CABLE STRIPPING DIM'S



RECOMMENDED  
MOUNTING HOLE



13	INNER FERRULE	BRASS	NICKEL	1
12	SLEEVE	BRASS	NICKEL	1
11	INSULATOR	PTFE	NATURAL	1
10	CONTACT PIN	BRASS	GOLD	1
9	RETAINING RING	BRASS	NICKEL	1
8	HEX NUT	BRASS	NICKEL	1
7	O-RING	SILICONE	RED	1
6	LOCK WASHER	PHOSPHOR BRONZE	NICKEL	1
5	CONTACT PIN	PHOSPHOR BRONZE	GOLD	1
4	GASKET	SILICONE	RED	1
3	BODY	BRASS	NICKEL	1
2	INSULATOR	PTFE	NATURAL	1
1	BARREL	BRASS	NICKEL	1
	DESCRIPTION	MATERIAL	FINISH	QTY

UNLESS OTHERWISE SPECIFIED DIMENSIONS ARE IN MILLIMETERS. DIMENSIONS IN [ ] ARE IN INCHES AND FOR CUSTOMER REFERENCE ONLY.

UNLESS OTHERWISE SPECIFIED TOLERANCES FOR MILLIMETERS ARE:  
0.5 - 8mm  $\pm$  0.20mm  
8 - 30mm  $\pm$  0.40mm  
30 - 120mm  $\pm$  0.50mm

UNLESS OTHERWISE SPECIFIED TOLERANCES FOR INCHES ARE:  
.020 - .315  $\pm$  0.007"  
.315 - 1.180  $\pm$  0.015"  
1.180 - 4.724  $\pm$  0.020"

DO NOT SCALE DRAWING

APPROVALS		DATE
DRAWN	M.ZHANG	11/08/11
CHECKED		
ISSUED		
SHEET	1 OF 1	
CAD FILE	C:/CONNEX/122542RP.DWG	

PART DESCRIPTION		
<b>Amphenol Connex</b>		
RP-TNC BULKHEAD JACK, IP-67 COMPLIANT (FOR 1.13 MM CABLE)		
PART NO.		122542RP
DWG. NO.	122542RP.DWG	REV. A SIZE A SCALE NA

1. CRIMPED FERRULE  
HEX CRIMP SIZE .105"
2. CRIMPED CONTACT PIN  
SQ. CRIMP SIZE 0.7 mm
3. IP-67 COMPLIANT