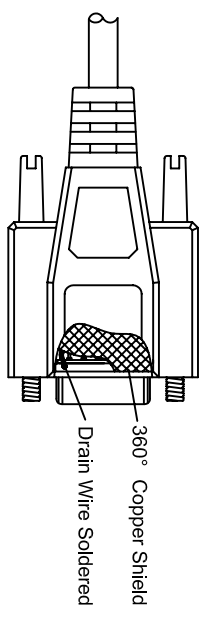
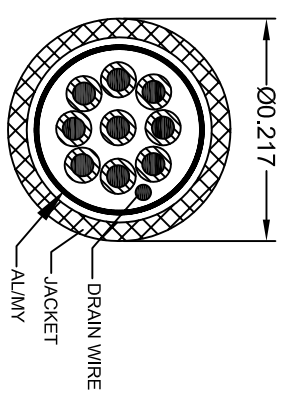
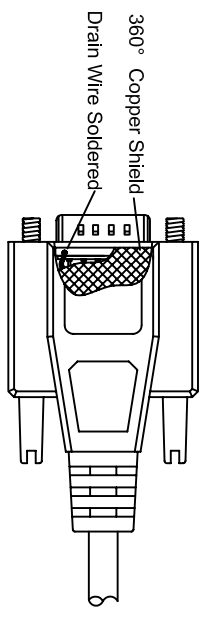
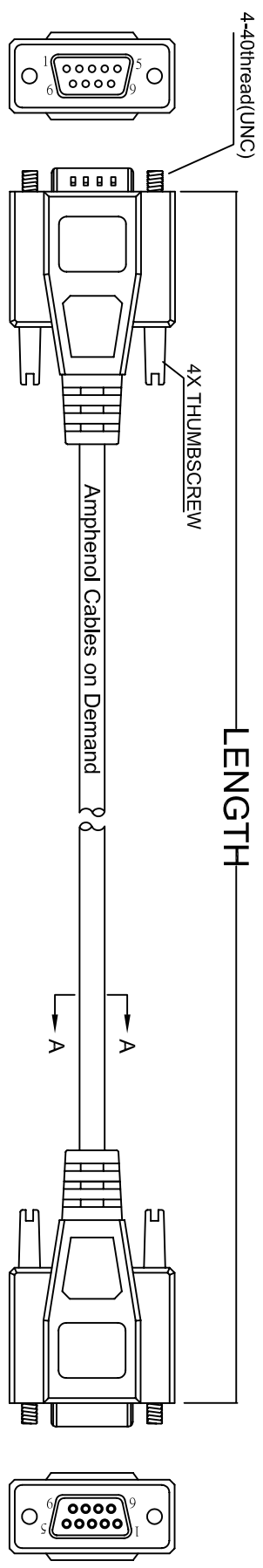


THE INFORMATION CONTAINED IN THIS DRAWING IS THE SOLE PROPERTY OF AMPHENOL CABLES ON DEMAND. ANY REPRODUCTION OR DISCLOSURE TO THIRD PARTIES IN PART OR WHOLE, WITHOUT THE EXPRESS WRITTEN PERMISSION OF AMPHENOL CABLES ON DEMAND IS PROHIBITED.

REV.	DESCRIPTION	REVISIONS	DATE	APPROVED
A	NEW RELEASE		10/09/06	
A1	Change Part Number		16/11/06	



PIN OUT: 1 TO 1

Male	Female
PIN1	PIN1
PIN2	PIN2
PIN3	PIN3
PIN4	PIN4
PIN5	PIN5
PIN6	PIN6
PIN7	PIN7
PIN8	PIN8
PIN9	PIN9
SHIELD	SHIELD

LENGTH & P/N Table

LENGTH	P/N	Cable Color
2.5FT ± 1 inch	CS-DSDMDB09MF-002.5	GREY
3FT ± 2 inch	CS-DSDMDB09MF-003	GREY
5FT ± 2 inch	CS-DSDMDB09MF-005	GREY
10FT ± 3 inch	CS-DSDMDB09MF-010	GREY
25FT ± 4 inch	CS-DSDMDB09MF-025	GREY



UNLESS OTHERWISE SPECIFIED DIMENSIONS ARE IN INCHES TOLERANCES ARE:		EAR NO.		DATE		Amphenol Cables on Demand 20 VALLEY ST. ENDCOTT, NY 13760
DECIMALS	ANGLES	DRAWN	APPROVALS	DATE		
±.X	± X°	LF		16/11/06		
±.XX		CHECKED	BA	16/11/06		
±.XXX		RESP' ENG	MFG ENG			ASM CBL Deluxe 9 Pin D-SUB MF
THIRD ANGLE PROJECTION		SIZE	DWG. NO.			CS-DSDMDB09MF-XXX
		A				REV. A1

NOTES: UNLESS OTHERWISE SPECIFIED

4 1 3 2 1 2 1