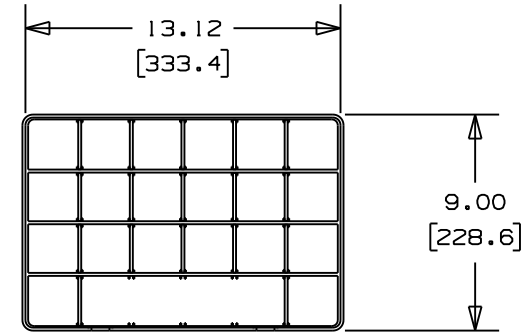
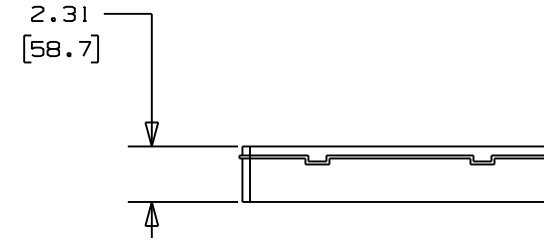


THIS COPY IS PROVIDED ON A RESTRICTED BASIS AND IS NOT TO BE USED IN ANY WAY DETRIMENTAL TO THE INTERESTS OF PANDUIT CORP.

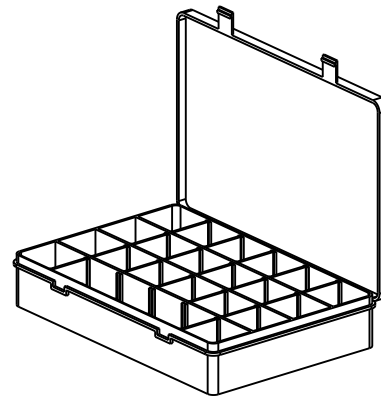
1 CCS12-S8 (100)	2 CCH12-S10 (75)	3 CCS19-S8 (75)	4 CCH19-S10 (50)	5 CCS25-S8 (50)	6 CCH25-S10 (50)
7 CCS31-S8 (50)	8 CCH31-S10 (35)	9 CCS38-S8 (35)	10 CCH38-S10 (25)	11 CCS44-S8 (25)	12 CCH44-S10 (25)
13 CCS50-S8 (25)	14 CCH50-S10 (25)	15 CCH56-S10 (25)	16 CCH62-S10 (15)	17 CCH69-S10 (10)	18 CCH75-S10 (10)
19 CCH81-S10 (10)	20 CCH125-S10 (5) CCH100-S10 (5)	21 CCH112-S10 (5) CCH119-S10 (5)	22 CCH87-S10 (10)		



NOTE: LID NOT SHOWN, THIS VIEW



NOTES:
1. FORMAT IS AS FOLLOWS:
PART NO. (QUANTITY)



DIMENSIONS IN BRACKETS ARE METRIC [mm]

CAD FILENAME/LAYERS G00239EF_PB_KP507_01

PANDUIT CORP. TINLEY PARK, ILLINOIS

KP-507
CABLE CLAMP KIT

UNLESS OTHERWISE SPECIFIED,
DIMENSIONAL TOLERANCES ARE:
(.X) ±0.05 (1.3) (.XXX) ±0.010 (0.25)
(.XX) ±0.02 (0.5) ANGLES ± 5°

UNLESS OTHERWISE SPECIFIED,
ALL DIMENSIONS ARE GIVEN
IN INCHES, THIRD ANGLE PROJECTION.

DRAWN BY JAD

MAT'L:

SCALE NONE

DATE 10/12/00

NONE

DRAWING NO.

GB0239EF

DWG
A
SIZE

1	10/12/00	JAD		COMPLETELY REVISED, NEW KIT CONTAINER AND PRODUCT ORGANIZATION.	GB0239EF	1				
REV	DATE	BY	CHK	DESCRIPTION	ECN	R	CUST	SUP		