

3-641209-3 ✓ ACTIVE

MTA 156


TE Internal #: 3-641209-3

Rectangular Power Connectors, Header, Plug, Wire-to-Board, 3 Position, 3.96 mm [.156 in] Centerline, Printed Circuit Board, UL 94V-0, MTA 156

[View on TE.com >](#)



Connectors > Power Connectors > Rectangular Power > Rectangular Power Connectors



Rectangular Power Connector Type: **Header**

Connector & Housing Type: **Plug**

Connector System: **Wire-to-Board**

Number of Positions: **3**

Centerline (Pitch): **3.96 mm [.156 in]**

Features

Product Type Features

| | |
|-----------------------------------|-----------------------|
| Header Type | Partially Shrouded |
| Rectangular Power Connector Type | Header |
| Connector & Housing Type | Plug |
| Connector System | Wire-to-Board |
| Sealable | No |
| Connector & Contact Terminates To | Printed Circuit Board |

Configuration Features

| | |
|---------------------------|----------|
| Number of Positions | 3 |
| PCB Mount Orientation | Vertical |
| Number of Power Positions | 3 |
| Number of Rows | 1 |

Electrical Characteristics

| | |
|-------------------|---------|
| Operating Voltage | 600 VAC |
|-------------------|---------|

Contact Features



| | |
|---|--|
| Mating Post Length | 10.16 mm[.4 in] |
| PCB Contact Termination Area Plating Material Thickness | 2.54 μ m[100 μ in] |
| Contact Layout | Inline |
| Contact Mating Area Plating Material | Gold, Gold Flash over Palladium Nickel |
| Contact Underplating Material | Nickel |
| Contact Base Material | Copper Alloy |
| Contact Current Rating (Max) | 7 A |
| Contact Retention Within Housing | Without |
| Contact Type | Pin |
| PCB Contact Termination Area Plating Material | Tin |
| Contact Mating Area Plating Material Thickness | .076 μ m[3 μ in] |

Termination Features

| | |
|---|-----------------------|
| Termination Post & Tail Length | 3.18 mm[.125 in] |
| Termination Method to Printed Circuit Board | Through Hole - Solder |

Mechanical Attachment

| | |
|-------------------------|---------------|
| Strain Relief | Without |
| Mating Retention | With |
| Mating Alignment | Without |
| PCB Mount Alignment | Without |
| Panel Mount Feature | Without |
| PCB Mount Retention | Without |
| Mating Retention Type | Friction Lock |
| Connector Mounting Type | Board Mount |

Housing Features

| | |
|--------------------|------------------------------|
| Centerline (Pitch) | 3.96 mm[.156 in] |
| Housing Color | Natural |
| Housing Material | Thermoplastic Polyester - GF |

Dimensions

| | |
|-----------------------------|-------------------|
| Connector Height | 10.8 mm[.425 in] |
| PCB Thickness (Recommended) | 1.57 mm[.062 in] |
| Product Length | 11.89 mm[.468 in] |

Usage Conditions



| | |
|-----------------------------|----------------------------|
| Operating Temperature Range | -55 – 105 °C[-67 – 221 °F] |
|-----------------------------|----------------------------|

Operation/Application

| | |
|---------------------|-------|
| Circuit Application | Power |
|---------------------|-------|

Industry Standards

| | |
|------------------------|-------------------------------|
| CSA Rating | Certified, LR 7189 |
| UL Rating | Recognized |
| Agency/Standard | CSA, UL |
| Approved Standards | UL E28476 |
| UL Flammability Rating | UL 94V-0 |
| Glow Wire Rating | Standard Part - Not Glow Wire |

Packaging Features

| | |
|--------------------|---------|
| Packaging Quantity | 2000 |
| Packaging Method | Package |

Product Compliance

[For compliance documentation, visit the product page on TE.com>](#)

| | |
|---|--|
| EU RoHS Directive 2011/65/EU | Compliant |
| EU ELV Directive 2000/53/EC | Compliant |
| China RoHS 2 Directive MIIT Order No 32, 2016 | No Restricted Materials Above Threshold |
| EU REACH Regulation (EC) No. 1907/2006 | Current ECHA Candidate List: JUNE 2023 (235) Candidate List Declared Against: JAN 2023 (233) Does not contain REACH SVHC |
| Halogen Content | Not Low Halogen - contains Br or Cl > 900 ppm. |
| Solder Process Capability | Wave solder capable to 265°C |

Product Compliance Disclaimer

This information is provided based on reasonable inquiry of our suppliers and represents our current actual knowledge based on the information they provided. This information is subject to change. The part numbers that TE has identified as EU RoHS compliant have a maximum concentration of 0.1% by weight in homogenous materials for lead, hexavalent chromium, mercury, PBB, PBDE, DBP, BBP, DEHP, DIBP, and 0.01% for cadmium, or qualify for an exemption to these limits as defined in the Annexes of Directive 2011/65/EU (RoHS2). Finished electrical and electronic equipment products will be CE marked as required by Directive 2011/65/EU. Components may not be CE marked. Additionally, the part numbers that TE has identified as EU ELV compliant have a maximum concentration of 0.1% by weight in homogenous materials for lead, hexavalent chromium, and mercury, and 0.01% for cadmium, or qualify for an exemption to these limits as defined in the Annexes of Directive 2000/53/EC (ELV). Regarding the REACH Regulation, the information TE provides on SVHC in articles for this part number is based on the latest European Chemicals Agency (ECHA) 'Guidance on requirements for substances in articles' posted at this URL: <https://echa.europa.eu/guidance-documents/guidance-on-reach>

Compatible Parts



TE Part # CAT-103156-WBHSM
Receptacle Housing: Wire-to-Board, with Mating Alignment, SL156



TE Part # 640251-3
03P SL156 HSG W/O RAMP NATL



TE Part # 3-644460-3
03P MTA156 CONN ASSY 18AWG ORA



TE Part # 643071-3
03P MTA156 FD-THRU COVER



TE Part # 640551-3
03P MTA156 COVER



TE Part # 643067-3
03P MTA156 MOLDED COVER



TE Part # 3-641217-3
03P MTA156 CONN ASSY 18AWG ORA



TE Part # 3-644718-3
03P MTA156 CONN ASSY 18AWG ORA



TE Part # 640643-3
03P MTA156 COVER F/T



TE Part # 3-641219-3
03P MTA156 CONN ASSY 22AWG RED



TE Part # 3-644662-3
03P MTA156 CONN ASSY 22AWG LF



TE Part # 3-641218-3
03P MTA156 CONN ASSY 20AWG LF



TE Part # 3-641220-3
03P MTA156 CONN ASSY 24AWG LF



TE Part # 3-641227-3
03P MTA156 CONN ASSY 18AWG LF



TE Part # 3-641229-3
03P MTA156 CONN ASSY 22AWG LF



TE Part # 3-644663-3
03P MTA156 CONN ASSY 20AWG LF

Also in the Series | [MTA 156](#)



Insertion & Extraction Tools(1)



PCB Connector Covers(88)



PCB Connector Keying(2)



PCB Connector Mounting(1)



PCB Headers & Receptacles(316)



Power Contacts(3)



Rectangular Power Connectors(697)



Standard Rectangular Connectors(340)



Wire-to-Board Connector Contacts(3)


Customers Also Bought




TE Part #1-1462037-1
IM02JR=IM RELAY 140mW 4.5V



TE Part #3-641210-5
05P MTA156 HDR FLRA FB 30AU LF



TE Part #5-104074-3
15 SYSTEM 50 HDR SRRA SHRD SN



TE Part #5-104074-1
10 SYSTEM 50 HDR SRRA SHRD SN



TE Part #5787617-8
RECP ASSY, R/A, STACKED, THRU-HOLE, USB,



TE Part #5-104363-3
04 MTE HDR SRST LATCH .100CL



TE Part #5-104071-1
10 SYSTEM 50 HDR SRST SHRD SN



TE Part #3-641208-6
06P MTA156 HDR ASSY FL ST LF



Documents

Product Drawings

[03P MTA156 HDR ASSY FL ST LF](#)

English

CAD Files

Customer View Model

[ENG_CVM_CVM_3-641209-3_AE.2d_dxf.zip](#)

English

[3D PDF](#)

3D

Customer View Model

[ENG_CVM_CVM_3-641209-3_AE.3d_igs.zip](#)

English

Customer View Model

[ENG_CVM_CVM_3-641209-3_AE.3d_stp.zip](#)

English

By downloading the CAD file I accept and agree to the [Terms and Conditions](#) of use.

Product Specifications

[Application Specification](#)

English

Product Environmental Compliance

[TE Material Declaration](#)

English

[TE Material Declaration](#)

English

Agency Approvals

[Agency Approval Document](#)

English