

4-530153-1 ✓ ACTIVE

AMP | AMP M Series

TE Internal #: 4-530153-1

Board-to-Board Jumpers & Shunts, Tandem Spring, Open Top, 2 Position, .1 in [2.54 mm] Centerline, Signal, -40 – 185 °F [-40 – 85 °C], AMP M Series

[View on TE.com >](#)



Connectors > PCB Connectors > Board-to-Board Connectors > Board-to-Board Jumpers & Shunts



Shunt Type: Tandem Spring

Shunt Style: Open Top

Connector System: Board-to-Board

Number of Positions: 2

Centerline (Pitch): 2.54 mm [.1 in]

Features

Product Type Features

Connector System	Board-to-Board
Connector & Contact Terminates To	Printed Circuit Board

Configuration Features

Number of Positions	2
---------------------	---

Electrical Characteristics

Termination Resistance	20 mΩ
Insulation Resistance	1000 MΩ

Body Features

Handle	Without
Primary Product Color	Black

Contact Features

Contact Mating Area Plating Material Thickness	2.54 μm[100 μin]
Contact Mating Area Plating Material	Tin



Contact Base Material	Phosphor Bronze
Shunt Type	Tandem Spring
Shunt Style	Open Top
Contact Current Rating (Max)	3 A

Housing Features

Housing Material	Nylon, Polyester
Centerline (Pitch)	2.54 mm[.1 in]

Dimensions

Product Height	9.14 mm[.36 in]
----------------	-----------------

Usage Conditions

Operating Temperature Range	-40 – 85 °C[-40 – 185 °F]
-----------------------------	---------------------------

Operation/Application

Circuit Application	Signal
---------------------	--------

Industry Standards

Approved Standards	CSA Certified, UL Recognized
UL Flammability Rating	UL 94V-0

Packaging Features

Jumper & Shunt Packaging	Loose Piece
Packaging Quantity	5000
Packaging Method	Bag

Product Compliance

[For compliance documentation, visit the product page on TE.com>](#)

EU RoHS Directive 2011/65/EU	Compliant
EU ELV Directive 2000/53/EC	Compliant
China RoHS 2 Directive MIIT Order No 32, 2016	No Restricted Materials Above Threshold
EU REACH Regulation (EC) No. 1907/2006	Current ECHA Candidate List: JUNE 2023 (235) Candidate List Declared Against: JUNE 2022 (224) Does not contain REACH SVHC
Halogen Content	Not Low Halogen - contains Br or Cl > 900 ppm.
Solder Process Capability	Not applicable for solder process capability

Product Compliance Disclaimer

This information is provided based on reasonable inquiry of our suppliers and represents our current actual knowledge based on the information they provided. This information is subject to change. The part numbers that TE has identified as EU RoHS compliant have a maximum concentration of 0.1% by weight in homogenous materials for lead, hexavalent chromium, mercury, PBB, PBDE, DBP, BBP, DEHP, DIBP, and 0.01% for cadmium, or qualify for an exemption to these limits as defined in the Annexes of Directive 2011/65/EU (RoHS2). Finished electrical and electronic equipment products will be CE marked as required by Directive 2011/65/EU. Components may not be CE marked. Additionally, the part numbers that TE has identified as EU ELV compliant have a maximum concentration of 0.1% by weight in homogenous materials for lead, hexavalent chromium, and mercury, and 0.01% for cadmium, or qualify for an exemption to these limits as defined in the Annexes of Directive 2000/53/EC (ELV). Regarding the REACH Regulation, the information TE provides on SVHC in articles for this part number is based on the latest European Chemicals Agency (ECHA) 'Guidance on requirements for substances in articles' posted at this URL: <https://echa.europa.eu/guidance-documents/guidance-on-reach>

Compatible Parts



TE Part # 5-146282-2
02 MODII HDR SRST B/A .100CL




TE Part # 5-146274-2
02 MODII HDR SRST B/A .100CL



TE Part # 5-146278-2
02 MODII HDR SRST B/A .100CL

Also in the Series | AMP M Series




Board-to-Board Jumpers & Shunts(7)




Rack & Panel Connectors(1)



Rectangular Connector Hardware(51)


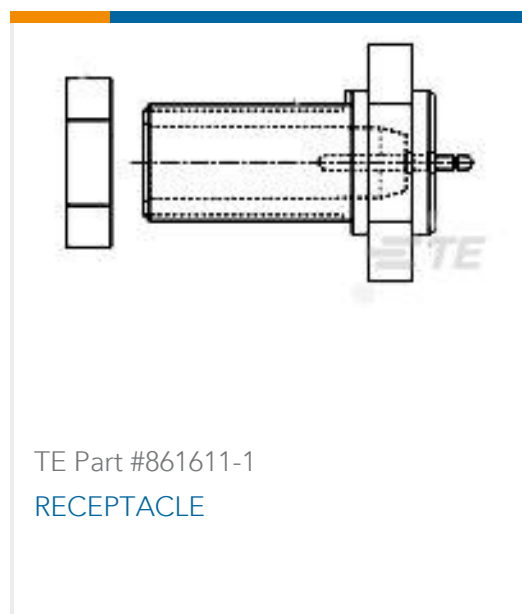


Rectangular Power Connectors(66)



Standard Edge Connectors(2)

Customers Also Bought



Documents

Product Drawings

TDM SPRING, SHUNT ASY 2 POS

English

CAD Files

3D PDF

3D

Customer View Model

[ENG_CVM_CVM_4-530153-1_AB.2d_dxf.zip](#)

English

Customer View Model

[ENG_CVM_CVM_4-530153-1_AB.3d_igs.zip](#)

English

Customer View Model

[ENG_CVM_CVM_4-530153-1_AB.3d_stp.zip](#)

English

By downloading the CAD file I accept and agree to the [Terms and Conditions](#) of use.

Datasheets & Catalog Pages



AMPMODU_INTERCONNECTION_SYSTEM_SECTION_6_7AND8

English

Product Specifications

Application Specification

English

Tandem Spring Shunt Connectors

English

Agency Approvals

Agency Approval Document

English