

PA Series

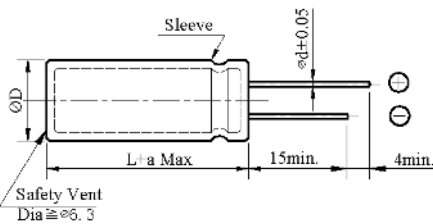
- 105°C Long Life (5,000 hours), Ultra Miniature size
Body diameter of $\Phi 10\text{mm}$ to $\Phi 14.5\text{mm}$ with high ripple current capability



◆ SPECIFICATIONS

| Item | Performance Characteristics | | | |
|---|---|---------------------------------------|-----------|------|
| Category Temperature Range | -25 ~ +105°C | | | |
| Working Voltage Range | 400 ~ 450Vdc | | | |
| Capacitance Range | 27 ~ 120 μF | | | |
| Capacitance Tolerance | $\pm 20\%$ (at 25°C and 120Hz) | | | |
| Dissipation Factor (tan δ) (at 25°C, 120Hz) | Rated Voltage (V) | 400 | 420 | 450 |
| | tan δ (Max) | 0.20 | 0.20 | 0.20 |
| Leakage Current | I=0.03CV + 10 μA I : Leakage current (μA) C : Rated capacitance (μF) V : Rated voltage (V) Impress the rated voltage for 2 minutes | | | |
| Low Temperature Characteristics Impedance Ratio(MAX) | Rated voltage (V) | 400 | 420 ~ 450 | |
| | Z(-25°C)/Z(+20°C) | 5 | 6 | |
| Endurance | The following specifications shall be satisfied when the capacitors are restored to 25°C after subjected to DC voltage with the rated ripple current is applied for 5,000 hours at 105°C. | | | |
| | Capacitance change | $\cong \pm 20\%$ of the initial value | | |
| | Dissipation factor(tan δ) | $\cong 200\%$ of the specified value | | |
| | Leakage current | \cong specified value | | |
| Shelf Life | The following requirements shall be satisfied when the capacitor are restored to 25°C after the rated voltage applied for 1,000 hours at 105°C without voltage applied. | | | |
| | Capacitance change | $\cong \pm 20\%$ of the initial value | | |
| | Dissipation factor(tan δ) | $\cong 200\%$ of the specified value | | |
| | Leakage current | $\cong 200\%$ of the specified value | | |
| Others | Conforms to JIS-C-5101-4 (1998), characteristic W | | | |

◆ DIMENSIONS (mm)



| ΦD | 10 | 12.5 | 14.5 |
|----|--------------|--|-------------|
| ΦD | ΦD + 0.5 Max | | |
| Φd | 0.6 | 0.6 | 0.8 |
| F | 5.0 | 5.0 | 7.5 |
| a | L + 1.5 Max | $\leq 35 L + 1.5 \text{Max}$ $\geq 40 L + 2.0 \text{Max}$ | L + 2.0 Max |

◆ PART NUMBER SYSTEM(Example : 450V 39 μF)

P A 2 W 3 9 0 M N N 1 0 5 5

Special Request

Size code(1055 : 10x55)

Lead length code

Lead forming Type code

Capacitance tolerance code(M: $\pm 20\%$)

Capacitance code (39 μF)

Voltage code (450V)

Series code (PA)

Aluminum Electrolytic Capacitor

| Customer | Digi-Key | SERIES | PA | NO.: | PUBLISH DATE | 2022-03-25 |
|----------|----------|--------|----|------|--------------|------------|
|----------|----------|--------|----|------|--------------|------------|

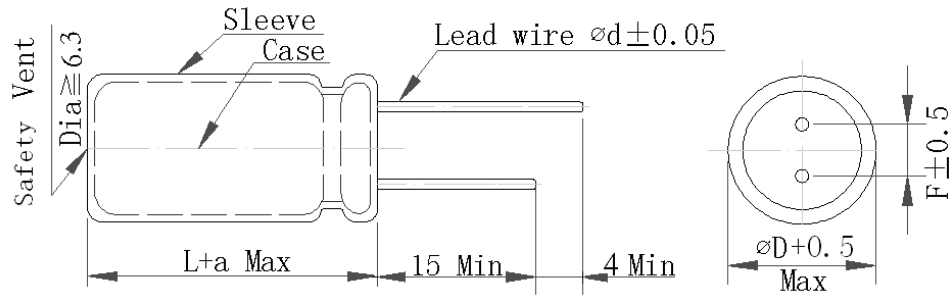


FIG-1

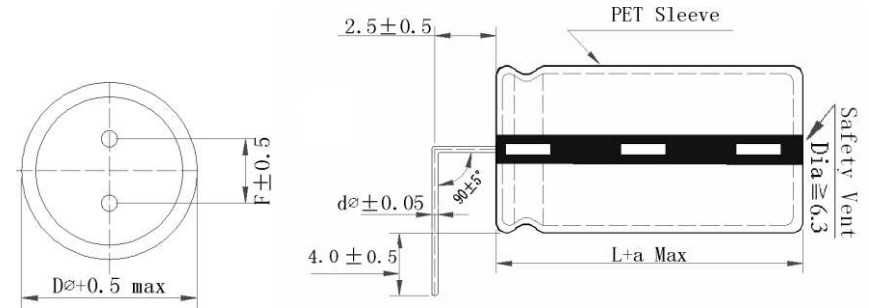


FIG-2

| No. | CHINSAN Part No. | Customer Part No. | Capacitance (uF) | Tolerance On rated Capacitance (%) | Working Voltage (Vdc) | Surge Voltage (Vdc) | Category Temp Range (°C) | Tanδ @ 25°C (120Hz) (Max) | Leakage Current (uA) (2 min.) | Rated Ripple Current (mA rms) @ 105°C 120Hz | Rated Ripple Current (mA rms) @ 105°C 100kHz | ESR @25°C (mΩ max/ 120Hz) | Impedance @20°C (mΩ max/ 100kHz) | Endurance @ 105°C (Hours) | Dimensions (mm) | | | | | Appearance Drawing No |
|-----|------------------|-------------------|------------------|------------------------------------|-----------------------|---------------------|--------------------------|---------------------------|-------------------------------|---|--|---------------------------|----------------------------------|---------------------------|-----------------|----|---|---|---|-----------------------|
| | | | | | | | | | | | | | | | DΦ | L | a | d | F | |
| 1 | PA2W680MNN1250 | / | 68 μF | ±20% | 450 V | / | -25~+105 | / | / | 550 | / | / | / | 5000 | 12.5 | 50 | / | / | 5 | FIG-1 |
| 2 | PA2W560MSD1052 | / | 56 μF | ±20% | 450 V | / | -25~+105 | / | / | 450 | / | / | / | 5000 | 10 | 52 | / | / | 5 | FIG-2 |

※Test leakage current before testing dissipation factor and capacitance during the electric characteristic test.

| REMARKS: | APPROVED BY | CHECKED BY | PREPARED BY |
|----------------------|-------------|------------|-------------|
| Sleeve Color: Black. | 张洪斌 | 曾爱娥 | 梁慧妍 |