



Dynamic Series | Dynamic 3000 Series

TE Internal #: 175284-3

Connector Contact, Tab, Component-to-Wire, 28 – 24 AWG Wire Size, .08 – .24 mm<sup>2</sup> Wire Size, Gold, Reel & Box, Wire & Cable, 15 A, Dynamic 3000 Series

[View on TE.com >](#)

Connectors > PCB Connectors > Wire-to-Board Connectors > Wire-to-Board Connector Contacts >

Contact: Component To Wire; 15A, 28-14 wire size



Contact Type: **Tab**

Connector System: **Component-to-Wire**

Wire Size: **.08 – .24 mm<sup>2</sup>**

Contact Mating Area Plating Material: **Gold**

[All Contact: Component To Wire; 15A, 28-14 wire size \(91\)](#)

## Features

### Product Type Features

Connector System	Component-to-Wire
Connector & Contact Terminates To	Wire & Cable

### Contact Features

Mating Tab Width	2 mm[.08 in]
Mating Tab Thickness	.64 mm[.025 in]
Contact Type	Tab
Contact Mating Area Plating Material	Gold
Contact Current Rating (Max)	15 A

### Dimensions

Wire Size	.08 – .24 mm <sup>2</sup>
-----------	---------------------------

### Usage Conditions

Operating Temperature Range	-55 – 105 °C[-67 – 221 °F]
-----------------------------	----------------------------

## Operation/Application

Circuit Application

Power &amp; Signal

## Packaging Features

Packaging Method

Reel &amp; Box

## Product Compliance

[For compliance documentation, visit the product page on TE.com>](#)

EU RoHS Directive 2011/65/EU

Compliant

EU ELV Directive 2000/53/EC

Compliant

China RoHS 2 Directive MIIT Order No 32, 2016

No Restricted Materials Above Threshold

EU REACH Regulation (EC) No. 1907/2006

Current ECHA Candidate List: JUNE 2023  
(235)  
Candidate List Declared Against: JAN 2021  
(211)  
Does not contain REACH SVHC

Halogen Content

Not Yet Reviewed for halogen content

Solder Process Capability

Not applicable for solder process capability

### Product Compliance Disclaimer

This information is provided based on reasonable inquiry of our suppliers and represents our current actual knowledge based on the information they provided. This information is subject to change. The part numbers that TE has identified as EU RoHS compliant have a maximum concentration of 0.1% by weight in homogenous materials for lead, hexavalent chromium, mercury, PBB, PBDE, DBP, BBP, DEHP, DIBP, and 0.01% for cadmium, or qualify for an exemption to these limits as defined in the Annexes of Directive 2011/65/EU (RoHS2). Finished electrical and electronic equipment products will be CE marked as required by Directive 2011/65/EU. Components may not be CE marked. Additionally, the part numbers that TE has identified as EU ELV compliant have a maximum concentration of 0.1% by weight in homogenous materials for lead, hexavalent chromium, and mercury, and 0.01% for cadmium, or qualify for an exemption to these limits as defined in the Annexes of Directive 2000/53/EC (ELV). Regarding the REACH Regulation, the information TE provides on SVHC in articles for this part number is based on the latest European Chemicals Agency (ECHA) 'Guidance on requirements for substances in articles' posted at this URL: <https://echa.europa.eu/guidance-documents/guidance-on-reach>

## Compatible Parts



TE Part # CAT-D9934-A75B  
Receptacle and Tab Housing: 5.08 mm  
Pitch, 250-600V




TE Part # CAT-D9934-A75C  
Receptacle and Tab Housing: 5.08 mm  
pitch, 600V



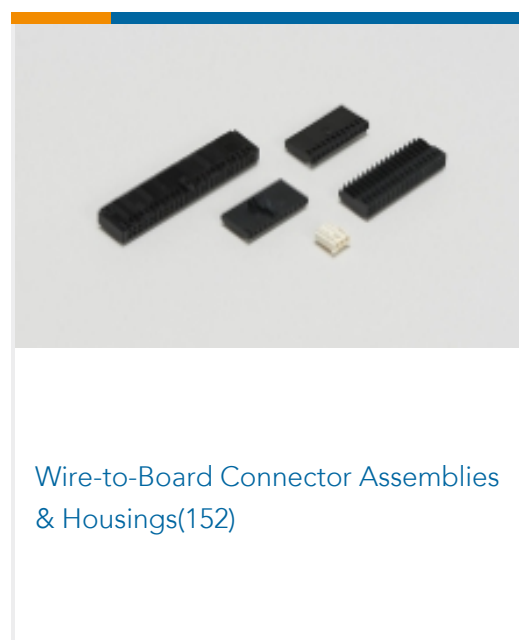


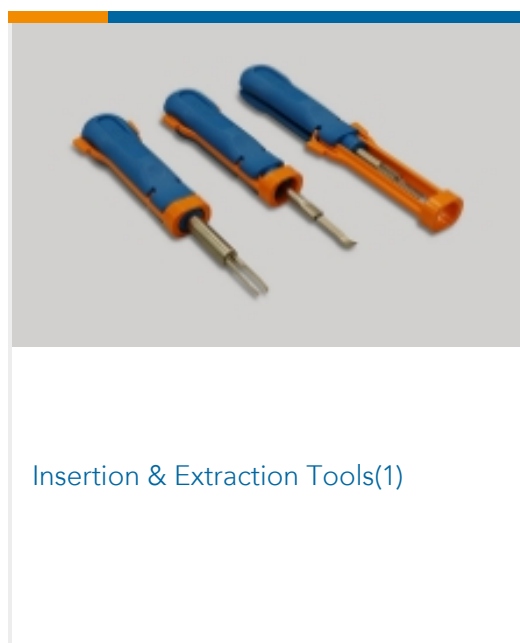

TE Part # CAT-D9934-A75A  
Receptacle and Tab Housing: 3.81 mm  
pitch, 250V



TE Part # 234168-1  
EXTRACTION TOOL(DYNAMIC D-3)



Also in the Series | **Dynamic 3000 Series**







Wire-to-Board Connector Contacts(91)

## Customers Also Bought



TE Part #2-178128-4  
Receptacle and Tab Housing: 5.08 mm Pitch, 250-600V



TE Part #1318112-1  
Contact: Component To Wire ; 5A, 28-18 wire size, gold plated



TE Part #1-178288-5  
3.81 DYNAMIC REC HSG 5P



TE Part #1-1318120-3  
DYNAMIC D-2100 REC HSG 3P



TE Part #1-2834461-6  
MINI DYNAMIC REC HSG ASSY 16P X-KEY BLK



TE Part #2834464-6  
MD REC CONT TIN 22/24 AWG



TE Part #364201-E  
SRCBUG A 2,54 2 2 CSI 165 E1 ADV TRAY J

## Documents

### Product Drawings

[DYNAMIC D-3 TAB CONT. S AU 0.76](#)

English

### CAD Files

[3D PDF](#)

3D

Customer View Model

[ENG\\_CVM\\_CVM\\_175284-3\\_E.2d\\_dxf.zip](#)

English

Customer View Model

[ENG\\_CVM\\_CVM\\_175284-3\\_E.3d\\_igs.zip](#)

English

Customer View Model

[ENG\\_CVM\\_CVM\\_175284-3\\_E.3d\\_stp.zip](#)

English

By downloading the CAD file I accept and agree to the [Terms and Conditions](#) of use.



---

### Datasheets & Catalog Pages

[1-1773732-4\\_DYNAMIC\\_SERIES\\_CATALOG\\_ENGLISH](#)

Japanese

[1-1773732-4\\_DYNAMIC\\_SERIES\\_CATALOG\\_ENGLISH](#)

English

---

### Product Specifications

[Application Specification](#)

English

---

### Instruction Sheets

[Instruction Sheet \(non U.S.\)](#)

English

---

### Agency Approvals

[TUV Certificate](#)

English