

# General Purpose Relays


## R16 Series



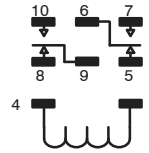
## Miniature Industrial 3 Amp & 5 Amp AC & DC Relays.

### Features

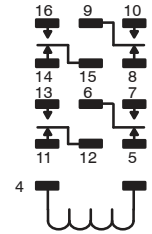
- DPDT, 4PDT & 6PDT Versions
- Combination Solder/Plug-In Terminals
- Printed Circuit Mount Version (P-suffix)
- See-Thru Plastic Cover
- Gold Overlay Bar Type Long Life Contacts



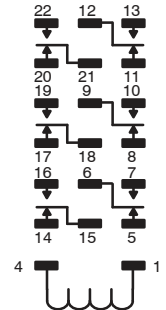
DPDT, 2 Form "C"



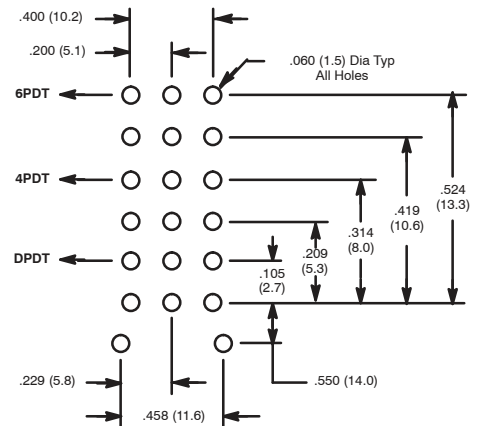
4PDT, 4 Form "C"



6PDT, 6 Form "C"



### Suggested Circuit Board Layout



### AC OPERATED

NTE Type No.	Nom. Voltage	Contact Arr.	Coil Res. Ohms (Typ)	Nom. Power	Max. Contact Cur. @ 28VDC or 120VAC	Diag No.
R16-11A5-115	115VAC	DPDT	—	1.5VA	5A	D12
R16-17A5-115	115VAC	4PDT	—	2.5VA	5A	D12

### DC OPERATED

R16-11D3-12	12VDC	DPDT	185	0.75W	3A	D12
R16-11D3-12P	12VDC	DPDT	185	1W	3A	D12A
R16-11D3-24	24VDC	DPDT	700	1W	3A	D12
R16-11D3-24P	24VDC	DPDT	700	1W	3A	D12A
R16-17D3-12	12VDC	4PDT	185	0.75W	3A	D12
R16-17D3-24	24VDC	4PDT	700	1W	3A	D12
R16-11D5-5	5/6VDC	DPDT	52	0.5W	5A	D12
R16-11D5-12	12VDC	DPDT	185	0.75W	5A	D12
R16-11D5-24	24VDC	DPDT	700	1W	5A	D12
R16-17D5-5	5/6VDC	4PDT	52	1W	5A	D12
R16-17D5-12	12VDC	4PDT	185	1W	5A	D12
R16-17D5-12P	12VDC	4PDT	185	1W	5A	D12A
R16-17D5-24	24VDC	4PDT	700	1W	5A	D12
R16-17D5-24P	24VDC	4PDT	700	1W	5A	D12A
R16-23D5-12 (RLY2572 Note1)	12VDC	6PDT	90	1W	5A	D12
R16-23D5-24 (RLY2573 Note2)	24VDC	6PDT	430	1W	5A	D12

Note 1. R16-23D5-12 and RLY2572 are exact equivalents and may be received with either device number on the package.

Note 2. R16-23D5-24 and RLY2573 are exact equivalents and may be received with either device number on the package.

### ACCESSORIES

MOUNTING STYLES	DESCRIPTION	NTE TYPE NO.
PANEL MOUNT	10-PIN BLADE	R95-103
	16-PIN BLADE	R95-109
	22-PIN BLADE	RLY9134
FLANGE MOUNT	10-PIN BLADE	RLY9173
	16-PIN BLADE	RLY9174
	22-PIN BLADE	RLY9175
PC MOUNT	10-PIN BLADE	R95-102
	10-PIN BLADE	RLY9170
	16-PIN BLADE	R95-108
	16-PIN BLADE	RLY9171
	22-PIN BLADE	RLY9135
	22-PIN BLADE	RLY9172

## Electrical Specifications

### Contact

**Contact Rating:** See chart (Note: U.L. for 3 Amp Only)

**Contact Material:** Silver, gold alloy and gold overlay

**Contact Resistance:** 0.050 Max. initial

### Coil

**Coil Voltages:** See Chart

**Pick-up Voltage:** 80% of nominal or less

**Resistance:** See chart

### Operational Characteristics

Timing Values . . . . Operate Time: DPDT-12 mS,  
4PDT -14 mS or less } at nominal  
Release Time: 8 mS or less } coil voltage

### Insulation Characteristics

**Dielectric Strength**

**Contact To Coil:** 1500 VRMS

**Across Open Contacts:** 500 VRMS

**Coil To Frame:** 1000 VRMS

**Insulation Resistance:** 1000 megohms  
at 25°C and 50% RH

### Environmental Characteristics

**Operating:** -55°C to +70°C, 10 sec. max

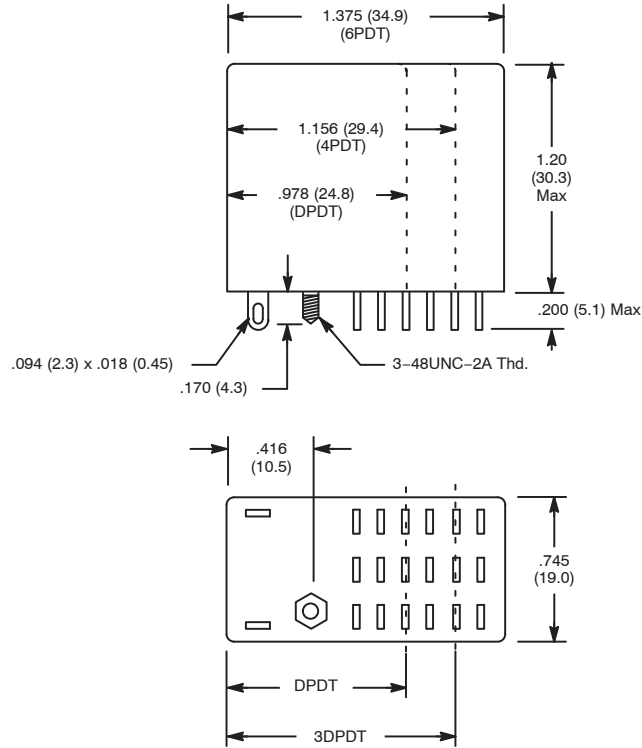
**Solder-bath:** +525°F (+260°C) approx.

### Weight

**Std:** 0.8 to 1.4 oz (22 to 40 grams) approx.

# General Purpose Relays

## D12



## D12A

