



**Data sheet | Item number: 243-308**

MICRO PUSH WIRE® connector for junction boxes; for solid conductors; max. 0.8 mm Ø; 8-conductor; light gray housing; light gray cover; Surrounding air temperature: max 60°C; light gray



[www.wago.com/243-308](http://www.wago.com/243-308)



Color:

**Data**

**Electrical data**

Subject to changes. Please also observe the further product documentation!

WAGO GmbH & Co. KG  
Hansastr. 27  
32423 Minden  
Phone: +49571 887-0 | Fax: +49571 887-169  
Email: [info.de@wago.com](mailto:info.de@wago.com) | Web: [www.wago.com](http://www.wago.com)

Do you have any questions about our products?  
We are always happy to take your call at +49 (571) 887-44222.



## Ratings per IEC/EN

Ratings per	EN 60664
Nominal voltage (II/2)	100 V
Rated surge voltage (II/2)	1.5 kV
Rated current	6 A
Legend (ratings)	(II / 2) $\triangleq$ Overvoltage category II / Pollution degree 2

## Connection data

Connection points	8
Total number of potentials	1
Number of connection types	1
Number of levels	1

## Connection 1

Connection technology	PUSH WIRE <sup>®</sup>
Actuation type	Push-in
Connectable conductor materials	Copper
Solid conductor	22 ... 20 AWG
Conductor diameter	0.6 ... 0.8 mm / 22 ... 20 AWG
Conductor diameter (note)	When using conductors of the same diameter, 0.5 mm (24 AWG) or 1 mm (18 AWG) diameters are also possible.
Strip length	5 ... 6 mm / 0.2 ... 0.24 inches
Wiring direction	Side-entry wiring

## Physical data

Width	18.4 mm / 0.724 inches
Height	6.8 mm / 0.268 inches
Depth	10 mm / 0.394 inches

## Material Data

Note (material data)	Information on material specifications can be found here
Color	light gray
Cover color	light gray

Subject to changes. Please also observe the further product documentation!



Fire load	0.019 MJ
Weight	1.4 g

### Environmental requirements

Ambient temperature (operation)	+60 °C
Continuous operating temperature	105 °C

### Commercial data

eCl@ss 10.0	27-14-11-04
eCl@ss 9.0	27-14-11-04
ETIM 8.0	EC000446
ETIM 7.0	EC000446
PU (SPU)	500 (50) pcs
Packaging type	box
Country of origin	DE
GTIN	4044918502689
Customs tariff number	85369010000

### Environmental Product Compliance

RoHS Compliance Status	Compliant, No Exemption
------------------------	-------------------------

### Approvals / Certificates

#### General approvals

Logo	Approval	Additional Approval Text	Certificate name
	<b>CCA</b> DEKRA Certification B.V.	EN 60998	NTR NL 7812
	<b>CSA</b> DEKRA Certification B.V.	C22.2	70048857
	<b>KEMA/KEUR</b> DEKRA Certification B.V.	EN 60998	71- 112493
	<b>UR</b> Underwriters Laboratories Inc.	UL 1059	E45172

#### Declarations of conformity and manufacturer's declarations

Logo	Approval	Additional Approval Text	Certificate name
	<b>EU-Declaration of Conformity</b> WAGO GmbH & Co. KG	-	-

Subject to changes. Please also observe the further product documentation!

WAGO GmbH & Co. KG  
Hansastr. 27  
32423 Minden  
Phone: +49571 887-0 | Fax: +49571 887-169  
Email: [info.de@wago.com](mailto:info.de@wago.com) | Web: [www.wago.com](http://www.wago.com)

Do you have any questions about our products?  
We are always happy to take your call at +49 (571) 887-44222.



UK-Declaration of Conformity  
WAGO GmbH & Co. KG

-

-

**Approvals for marine applications**

Logo	Approval	Additional Approval Text	Certificate name
	<b>ABS</b> American Bureau of Shipping	-	18- HG1755093- PDA
	<b>LR</b> Lloyds Register	EN 60998	LR22207029TA

**Optional accessories****Mounting adapter**

Mounting accessories		
<b>Item no.: 243-112</b>	Mounting carrier; for 4 connectors; 243 Series; for DIN-35 rail mounting/screw mounting; orange	<a href="http://www.wago.com/243-112">www.wago.com/243-112</a>
<b>Item no.: 243-113</b>	Mounting carrier; for 6 connectors; 243 Series; for DIN-35 rail mounting/screw mounting; orange	<a href="http://www.wago.com/243-113">www.wago.com/243-113</a>

**Marking accessories**

Marking strip		
<b>Item no.: 210-332/575-103</b>	Marking strips; as a DIN A4 sheet; MARKED; 1-12 (160x); Height of marker strip: 3 mm; Strip length 182 mm; Horizontal marking; Self-adhesive; white	<a href="http://www.wago.com/210-332/575-103">www.wago.com/210-332/575-103</a>

**Downloads****Documentation****Bid Text**

243-308 X81 - Datei	2019 年2月19 日	xml 3.3 kB	Download
243-308 doc - Datei	2017 年5月17 日	doc 25.6 kB	Download
ausschreiben.de 243-308		URL	Download

**CAD/CAE-Data****CAE data**

Subject to changes. Please also observe the further product documentation!

WAGO GmbH & Co. KG  
Hansastr. 27  
32423 Minden  
Phone: +49571 887-0 | Fax: +49571 887-169  
Email: [info.de@wago.com](mailto:info.de@wago.com) | Web: [www.wago.com](http://www.wago.com)

Do you have any questions about our products?  
We are always happy to take your call at +49 (571) 887-44222.



EPLAN Data Portal 243-308	<a href="#">URL</a>	<a href="#">Download</a>
WSCAD Universe 243-308	<a href="#">URL</a>	<a href="#">Download</a>
<b>CAD data</b>		
2D/3D Models 243-308	<a href="#">URL</a>	<a href="#">Download</a>

## Environmental Product Compliance

### Compliance Search


Environmental Product Compliance 243-308	<a href="#">URL</a>	<a href="#">Download</a>
MICRO PUSH WIRE® connector for junction boxes; for solid conductors; max. 0.8 mm Ø; 8-conductor; light gray housing; light gray cover; Surrounding air temperature: max 60°C; light gray		

## Installation Notes

### Conductor termination



Strip solid conductors to 5 ... 6 mm (0.19 ... 0.23 inch).



Termination: Insert the stripped solid conductor until it hits the backstop.

Subject to changes. Please also observe the further product documentation!



Removal: Hold conductor to be removed and twist alternately left and right while pulling the connector.

### Installation



### Connector strips:

Assembling modular connectors into connector strips.

### Commoning



Commoned connector strips


### Testing

---

Subject to changes. Please also observe the further product documentation!



Testing via test port opposite to conductor entry.



**The 243 Series can be used in both communication and alarm systems according to the VdS (German Association of Property Insurers) guidelines.**

No general approval is given to PUSH WIRE® connectors by the VdS association. The connectors must be tested together with the different parts of the system.

The requirements for connectors are specified in the VdS guidelines for junction boxes (VdS 2116) in section 8.7: "The junction box connectors must be designed to guarantee a reliable and stable connection."

The verification of the fulfillment of these requirements is documented in the VDE test report No. 2574-1440-4031 for the insulated 243 Series PUSH WIRE® Connectors.

Subject to changes. Please also observe the further product documentation!