

FKIC 2,5/ 5-STGF-5,08 BK - PCB connector



1105360

<https://www.phoenixcontact.com/us/products/1105360>

Please be informed that the data shown in this PDF document is generated from our online catalog. Please find the complete data in the user documentation. Our general terms of use for downloads are valid.



PCB connector, nominal cross section: 2.5 mm², color: black, nominal current: 12 A, rated voltage (III/2): 320 V, contact surface: Tin, contact connection type: Pin, number of potentials: 5, number of rows: 1, number of positions: 5, number of connections: 5, product range: FKIC 2,5/..-STGF, pitch: 5.08 mm, connection method: Push-in spring connection, conductor/PCB connection direction: 0 °, locking clip: - without locking clip, plug-in system: COMBICON MSTB 2,5, locking: Screw locking mechanism, mounting: Threaded flange, type of packaging: packed in cardboard

Your advantages

- Time saving push-in connection, tools not required
- Intuitive use through colour coded actuation lever
- Inverted connector with pin contacts for touch-proof device outputs or free-hanging cable/cable connections
- Screwable flange for superior mechanical stability
- Can be combined with the MSTB 2,5 range

Commercial data

Item number	1105360
Packing unit	1 pc
Minimum order quantity	150 pc
Note	Made to order (non-returnable)
Sales key	AA03
Product key	AACFKF
GTIN	4055626975283
Weight per piece (including packing)	9.144 g
Weight per piece (excluding packing)	9.144 g
Customs tariff number	85366990
Country of origin	DE

FKIC 2,5/ 5-STGF-5,08 BK - PCB connector



1105360

<https://www.phoenixcontact.com/us/products/1105360>

Technical data

Product properties

Product line	COMBICON Connectors M
Product type	PCB connector
Product family	FKIC 2,5/...-STGF
Number of positions	5
Pitch	5.08 mm
Number of connections	5
Number of rows	1
Mounting flange	Threaded flange
Number of potentials	5

Electrical properties

Nominal current I_N	12 A
Nominal voltage U_N	320 V
Degree of pollution	3
Contact resistance	1.7 mΩ
Rated voltage (III/3)	320 V
Rated surge voltage (III/3)	4 kV
Rated voltage (III/2)	320 V
Rated surge voltage (III/2)	4 kV
Rated voltage (II/2)	630 V
Rated surge voltage (II/2)	4 kV

Connection data

Connection technology

Connector system	COMBICON MSTB 2,5
Nominal cross section	2.5 mm ²
Contact connection type	Pin

Interlock

Locking type	Screw locking mechanism
Mounting flange	Threaded flange
Tightening torque	0.3 Nm

Conductor connection

Connection method	Push-in spring connection
Conductor/PCB connection direction	0 °
Conductor cross section rigid	0.2 mm ² ... 2.5 mm ²
Conductor cross section flexible	0.2 mm ² ... 2.5 mm ²
Conductor cross section AWG	24 ... 12
Conductor cross section flexible, with ferrule without plastic sleeve	0.25 mm ² ... 2.5 mm ²

FKIC 2,5/ 5-STGF-5,08 BK - PCB connector



1105360

<https://www.phoenixcontact.com/us/products/1105360>

Conductor cross section, flexible, with ferrule, with plastic sleeve	0.25 mm ² ... 2.5 mm ²
2 conductors with the same cross section, flexible, with TWIN ferrule with plastic sleeve	0.5 mm ² ... 1.5 mm ²
Cylindrical gauge a x b / diameter	2.8 mm x 2.0 mm / 2.0 mm
Stripping length	10 mm

Material specifications

Material data - contact

Note	WEEE/RoHS-compliant, free of whiskers according to IEC 60068-2-82/JEDEC JESD 201
Contact material	Cu alloy
Surface characteristics	Tin-plated
Metal surface terminal point (top layer)	Tin (5 - 7 µm Sn)
Metal surface contact area (top layer)	Tin (5 - 7 µm Sn)

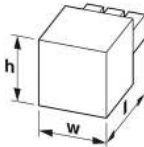
Material data - housing

Color (Housing)	black (9005)
Insulating material	PA
Insulating material group	I
CTI according to IEC 60112	600
Flammability rating according to UL 94	V0
Glow wire flammability index GWFI according to EN 60695-2-12	850
Glow wire ignition temperature GWIT according to EN 60695-2-13	775
Temperature for the ball pressure test according to EN 60695-10-2	125 °C

Material data – actuating element

Color (Actuating element)	orange (2003)
Insulating material	PBT
Insulating material group	I
CTI according to IEC 60112	600
Flammability rating according to UL 94	V0

Dimensions

Dimensional drawing	
Pitch	5.08 mm
Width [w]	35.52 mm
Height [h]	15 mm
Length [l]	27 mm

FKIC 2,5/ 5-STGF-5,08 BK - PCB connector



1105360

<https://www.phoenixcontact.com/us/products/1105360>

Mounting

Connection method	Push-in spring connection
Flange	
Tightening torque	0.3 Nm

Notes

Notes on operation	In accordance with IEC 61984, COMBICON connectors have no switching power (COC). During designated use, they must not be plugged in or disconnected when carrying voltage or under load.
--------------------	--

Mechanical tests

Conductor connection

Specification	IEC 60999-1:1999-11
Result	Test passed

Test for conductor damage and slackening

Specification	IEC 60999-1:1999-11
Result	Test passed

Repeated connection and disconnection

Specification	IEC 60999-1:1999-11
Result	Test passed

Pull-out test

Specification	IEC 60999-1:1999-11
Conductor cross section/conductor type/tractive force setpoint/actual value	0.2 mm ² / solid / > 10 N
	0.2 mm ² / flexible / > 10 N
	2.5 mm ² / solid / > 50 N
	2.5 mm ² / flexible / > 50 N

Insertion and withdrawal forces

Result	Test passed
No. of cycles	25
Insertion strength per pos. approx.	10 N
Withdraw strength per pos. approx.	8 N

Resistance of inscriptions

Specification	IEC 60068-2-70:1995-12
Result	Test passed

Polarization and coding

Specification	IEC 60512-13-5:2006-02
Result	Test passed

Visual inspection

Specification	IEC 60512-1-1:2002-02
---------------	-----------------------

FKIC 2,5/ 5-STGF-5,08 BK - PCB connector



1105360

<https://www.phoenixcontact.com/us/products/1105360>

Result	Test passed
Dimension check	
Specification	IEC 60512-1-2:2002-02
Result	Test passed

Environmental and real-life conditions

Vibration test

Specification	IEC 60068-2-6:2007-12
Frequency	10 - 150 - 10 Hz
Sweep speed	1 octave/min
Amplitude	0.35 mm (10 Hz ... 60.1 Hz)
Sweep speed	50 m/s ² (60.1 Hz ... 150 Hz)
Test duration per axis	2.5 h

Durability test

Specification	IEC 60512-9-1:2010-03
Impulse withstand voltage at sea level	4.8 kV
Contact resistance R ₁	1.7 mΩ
Contact resistance R ₂	1.7 mΩ
Insertion/withdrawal cycles	25
Insulation resistance, neighboring positions	> 5 MΩ

Climatic test

Specification	ISO 6988:1985-02
Corrosive stress	0.2 dm ³ SO ₂ on 300 dm ³ /40 °C/1 cycle
Thermal stress	105 °C/168 h
Power-frequency withstand voltage	2.21 kV

Shocks

Specification	IEC 60068-2-27:2008-02
Pulse shape	Semi-sinusoidal
Acceleration	30g
Shock duration	11 ms
Test directions	X-, Y- and Z-axis (pos. and neg.)

Ambient conditions

Ambient temperature (operation)	-40 °C ... 105 °C (dependent on the derating curve)
Ambient temperature (storage/transport)	-40 °C ... 70 °C
Relative humidity (storage/transport)	30 % ... 70 %
Ambient temperature (assembly)	-5 °C ... 100 °C

Electrical tests

Thermal test | Test group C

Specification	IEC 60512-5-1:2002-02
---------------	-----------------------

FKIC 2,5/ 5-STGF-5,08 BK - PCB connector



1105360

<https://www.phoenixcontact.com/us/products/1105360>

Tested number of positions	10
----------------------------	----

Insulation resistance

Specification	IEC 60512-3-1:2002-02
Insulation resistance, neighboring positions	> 5 MΩ

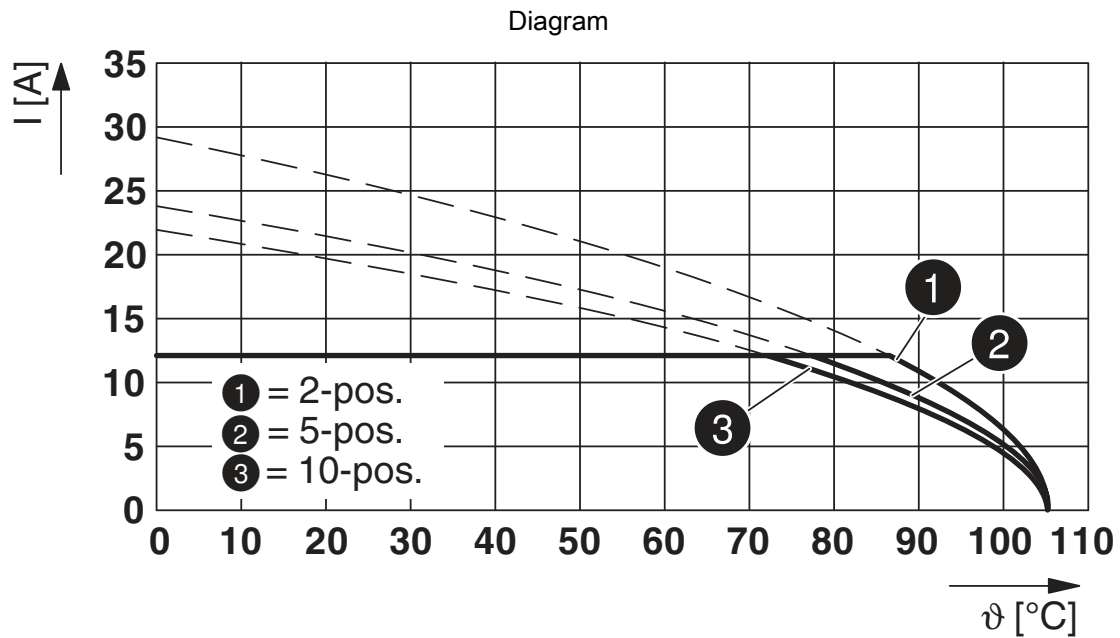
Air clearances and creepage distances |

Specification	IEC 60664-1:2007-04
Insulating material group	I
Comparative tracking index (IEC 60112)	CTI 600
Rated insulation voltage (III/3)	320 V
Rated surge voltage (III/3)	4 kV
minimum clearance value - non-homogenous field (III/3)	3 mm
minimum creepage distance (III/3)	4 mm
Rated insulation voltage (III/2)	320 V
Rated surge voltage (III/2)	4 kV
minimum clearance value - non-homogenous field (III/2)	3 mm
minimum creepage distance (III/2)	3 mm
Rated insulation voltage (II/2)	630 V
Rated surge voltage (II/2)	4 kV
minimum clearance value - non-homogenous field (II/2)	3 mm
minimum creepage distance (II/2)	3.2 mm

1105360

<https://www.phoenixcontact.com/us/products/1105360>

Drawings



Type: TFKC 2,5/...-STF-5,08 with FKIC 2,5/...-STGF-5,08

FKIC 2,5/ 5-STGF-5,08 BK - PCB connector



1105360

<https://www.phoenixcontact.com/us/products/1105360>

Approvals

To download certificates, visit the product detail page: <https://www.phoenixcontact.com/us/products/1105360>



EAC

Approval ID: B.01687



cULus Recognized

Approval ID: E60425-19931011

	Nominal voltage U_N	Nominal current I_N	Cross section AWG	Cross section mm^2
Use group B				
	300 V	10 A	26 - 12	-
Use group D				
	300 V	10 A	26 - 12	-



VDE Zeichengenehmigung

Approval ID: 40050694

	Nominal voltage U_N	Nominal current I_N	Cross section AWG	Cross section mm^2
	250 V	12 A	-	0.2 - 2.5

FKIC 2,5/ 5-STGF-5,08 BK - PCB connector



1105360

<https://www.phoenixcontact.com/us/products/1105360>

Classifications

ECLASS

ECLASS-11.0	27460202
ECLASS-12.0	27460202
ECLASS-13.0	27460202

ETIM

ETIM 8.0	EC002638
----------	----------

UNSPSC

UNSPSC 21.0	39121400
-------------	----------

FKIC 2,5/ 5-STGF-5,08 BK - PCB connector



1105360

<https://www.phoenixcontact.com/us/products/1105360>

Environmental product compliance

China RoHS	Environmentally friendly use period: unlimited = EFUP-e
	No hazardous substances above threshold values

FKIC 2,5/ 5-STGF-5,08 BK - PCB connector



1105360

<https://www.phoenixcontact.com/us/products/1105360>

Accessories

CR-MSTB - Coding section

1734401

<https://www.phoenixcontact.com/us/products/1734401>

Coding section, inserted into the recess in the header or the inverted plug, red insulating material



STZ 4-FKC-5,08 - Strain relief

1876877

<https://www.phoenixcontact.com/us/products/1876877>

Strain relief for snapping into the latching chambers of the plugs, 4-pos.



FKIC 2,5/ 5-STGF-5,08 BK - PCB connector



1105360

<https://www.phoenixcontact.com/us/products/1105360>

CRIMPFOX 6 - Crimping pliers

1212034

<https://www.phoenixcontact.com/us/products/1212034>



Crimping pliers, for ferrules without insulating collar according to DIN 46228 Part 1 and ferrules with insulating collar according to DIN 46228 Part 4, 0.25 mm² ... 6.0 mm², lateral entry, trapezoidal crimp

A 0,5 -10 - Ferrule

3202494

<https://www.phoenixcontact.com/us/products/3202494>



Ferrule, length: 10 mm, color: silver

FKIC 2,5/ 5-STGF-5,08 BK - PCB connector



1105360

<https://www.phoenixcontact.com/us/products/1105360>

A 0,75-10 - Ferrule

3200234

<https://www.phoenixcontact.com/us/products/3200234>



Ferrule, length: 10 mm, color: silver

A 1 -10 - Ferrule

3200250

<https://www.phoenixcontact.com/us/products/3200250>



Ferrule, length: 10 mm, color: silver

FKIC 2,5/ 5-STGF-5,08 BK - PCB connector



1105360

<https://www.phoenixcontact.com/us/products/1105360>

A 1,5 -10 - Ferrule

3200276

<https://www.phoenixcontact.com/us/products/3200276>



Ferrule, length: 10 mm, color: silver

AI 0,5 -10 WH - Ferrule

3201275

<https://www.phoenixcontact.com/us/products/3201275>



Ferrule, sleeve length: 10 mm, length: 16 mm, color: white

FKIC 2,5/ 5-STGF-5,08 BK - PCB connector

1105360

<https://www.phoenixcontact.com/us/products/1105360>

AI 0,75-10 GY - Ferrule

3201288

<https://www.phoenixcontact.com/us/products/3201288>



Ferrule, sleeve length: 10 mm, length: 16 mm, color: gray

AI 1 -10 RD - Ferrule

3200182

<https://www.phoenixcontact.com/us/products/3200182>



Ferrule, sleeve length: 10 mm, length: 16 mm, color: red

FKIC 2,5/ 5-STGF-5,08 BK - PCB connector

1105360

<https://www.phoenixcontact.com/us/products/1105360>

AI 1,5 -10 BK - Ferrule

3200195

<https://www.phoenixcontact.com/us/products/3200195>



Ferrule, sleeve length: 10 mm, length: 16 mm, color: black

AI 2,5 -10 BU - Ferrule

3202533

<https://www.phoenixcontact.com/us/products/3202533>



Ferrule, sleeve length: 10 mm, length: 17 mm, color: blue

FKIC 2,5/ 5-STGF-5,08 BK - PCB connector




1105360

<https://www.phoenixcontact.com/us/products/1105360>

FKC 2,5/ 5-STF-5,08 - PCB connector

1873236

<https://www.phoenixcontact.com/us/products/1873236>



PCB connector, nominal cross section: 2.5 mm², color: green, nominal current: 12 A, rated voltage (III/2): 320 V, contact surface: Tin, contact connection type: Socket, number of potentials: 5, number of rows: 1, number of positions: 5, number of connections: 5, product range: FKC 2,5/...-STF, pitch: 5.08 mm, connection method: Push-in spring connection, conductor/PCB connection direction: 0 °, locking clip: - Locking clip, plug-in system: COMBICON MSTB 2,5, locking: Screw locking mechanism, mounting: Screw flange, type of packaging: packed in cardboard

FKCT 2,5/ 5-STF-5,08 - PCB connector

1902330

<https://www.phoenixcontact.com/us/products/1902330>



PCB connector, nominal cross section: 2.5 mm², color: green, nominal current: 12 A, rated voltage (III/2): 320 V, contact surface: Tin, contact connection type: Socket, number of potentials: 5, number of rows: 1, number of positions: 5, number of connections: 5, product range: FKCT 2,5/...-STF, pitch: 5.08 mm, connection method: Push-in spring connection, conductor/PCB connection direction: 0 °, locking clip: - without locking clip, plug-in system: COMBICON MSTB 2,5, locking: Screw locking mechanism, mounting: Screw flange, type of packaging: packed in cardboard

Phoenix Contact 2023 © - all rights reserved
<https://www.phoenixcontact.com>

Phoenix Contact USA
586 Fulling Mill Road
Middletown, PA 17057, United States
(+717) 944-1300
info@phoenixcon.com