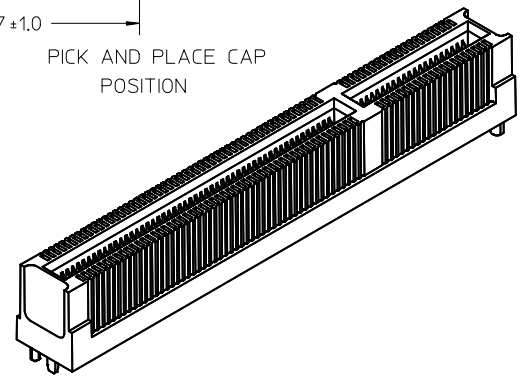
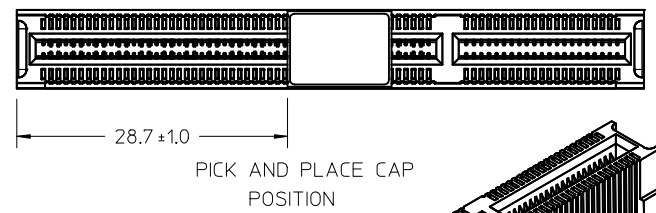
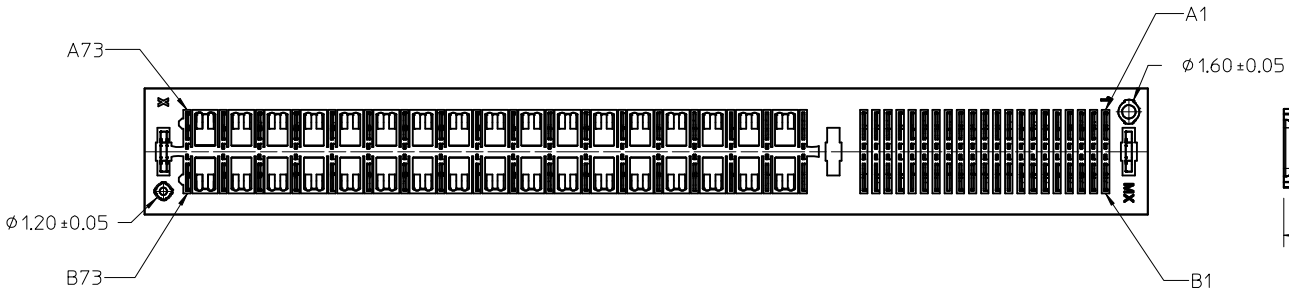
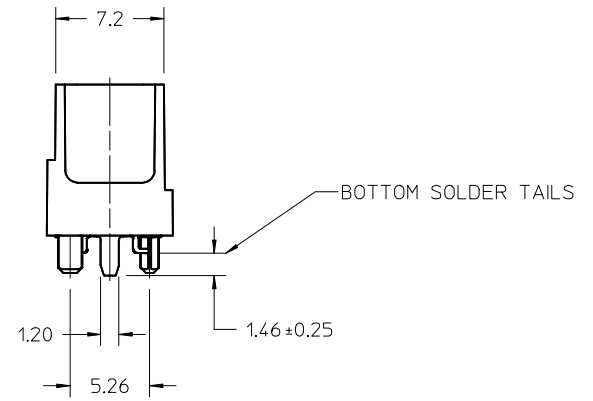
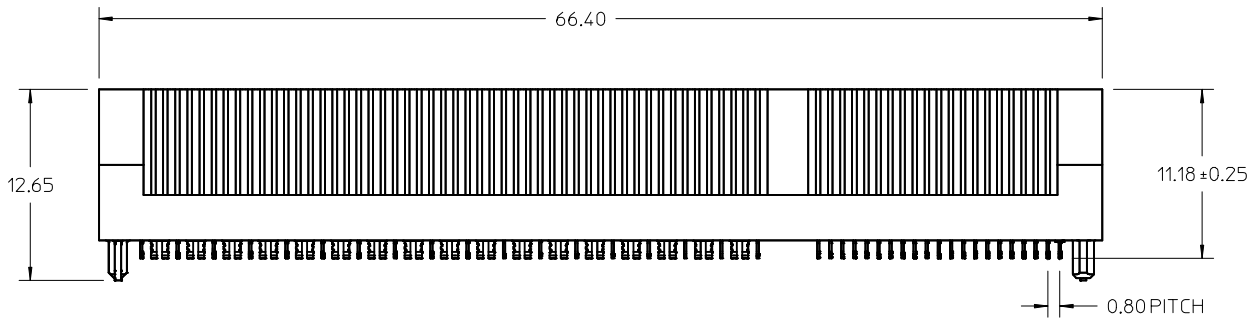


MATERIAL NUMBER	PACKAGING SPECIFICATION
1717742146	PK-171812-1000 (TUBE)
1717740146	PK-171812-2000 (TRAY)



NOTES:

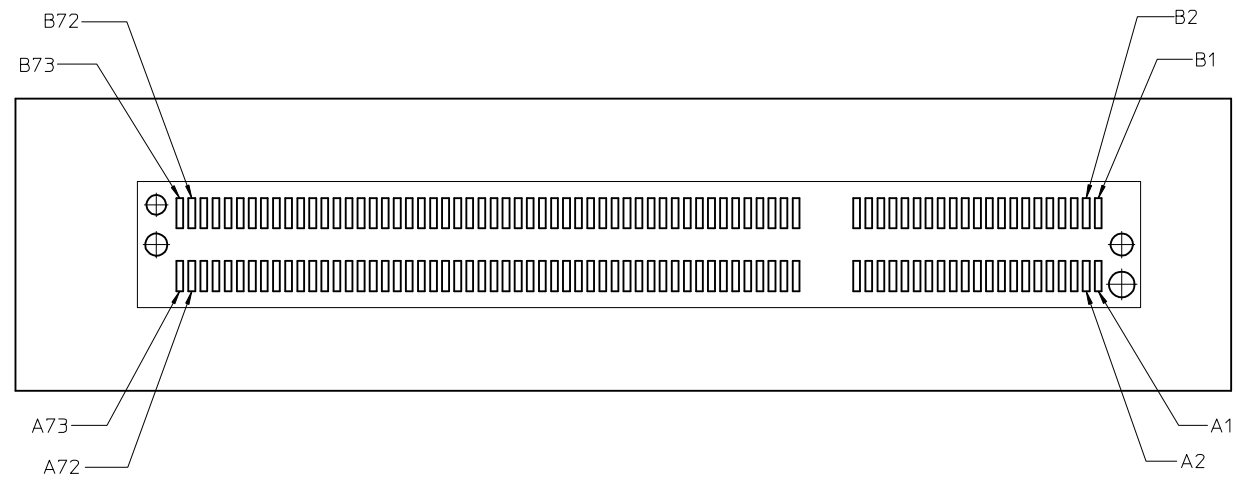
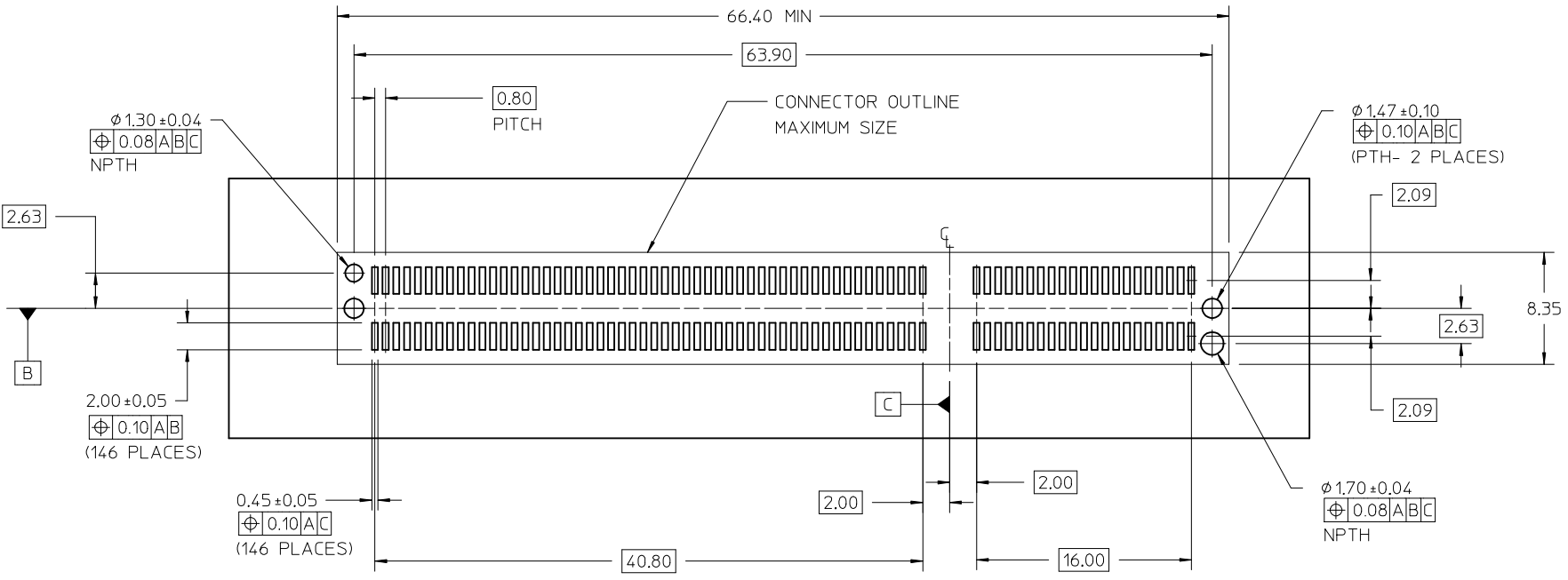
- MATERIAL:
HOUSING - GLASS FILLED LIQUID CRYSTAL POLYMER, 94-V0, BLACK
TERMINALS - COPPER ALLOY
- FINISH:
CONTACT AREA: SELECT GOLD 0.76µm MIN
SOLDER TAIL: 2.54µm MIN TIN (MATTE)
UNDERPLATE: 1.27µm MIN NICKEL ALL OVER
- PRODUCT SPECIFICATION: PS-171774-0001.
- PACKAGING SPECIFICATION: REFER TO TABLE
- APPLICATION SPECIFICATION: AS-171774-0001.
- MATING PC BOARD THICKNESS = 1.60±0.16MM OVER CONTACT PADS.
- PRODUCT IS ELV AND RoHS COMPLIANT. LEVEL OF COMPLIANCE: 6/6
ALL BANNED SUBSTANCES ARE REMOVED:
Pb (LEAD)
HEXAVALENT CHROMIUM (CrVI)
CADMIUM
MERCURY
POLYBROMINATED BIPHENYL (PBB)
POLYBROMINATED DIPHENYL ETHER (PBDE)
- THIS PART CONFORMS TO CLASS B REQUIREMENTS OF COSMETIC SPEC PS-45499-002

REV	DESCRIPTION	QUALITY SYMBOLS
4	UPDATE DRAWING VIEWS EC NO: S2015-0208 DRW:WHL LONG 2014/09/05 CHKD:CGTAN 2014/09/23 APPR:SHLENI 2014/09/23	▽=0 ▽=0 ▽=0

GENERAL TOLERANCES (UNLESS SPECIFIED)	
mm	INCH
4 PLACES ± ---	± ---
3 PLACES ± ---	± ---
2 PLACES ± 0.13	± ---
1 PLACE ± 0.25	± ---
0 PLACE ± ---	± ---
ANGULAR ±1/2°	
DRAFT WHERE APPLICABLE MUST REMAIN WITHIN DIMENSIONS	

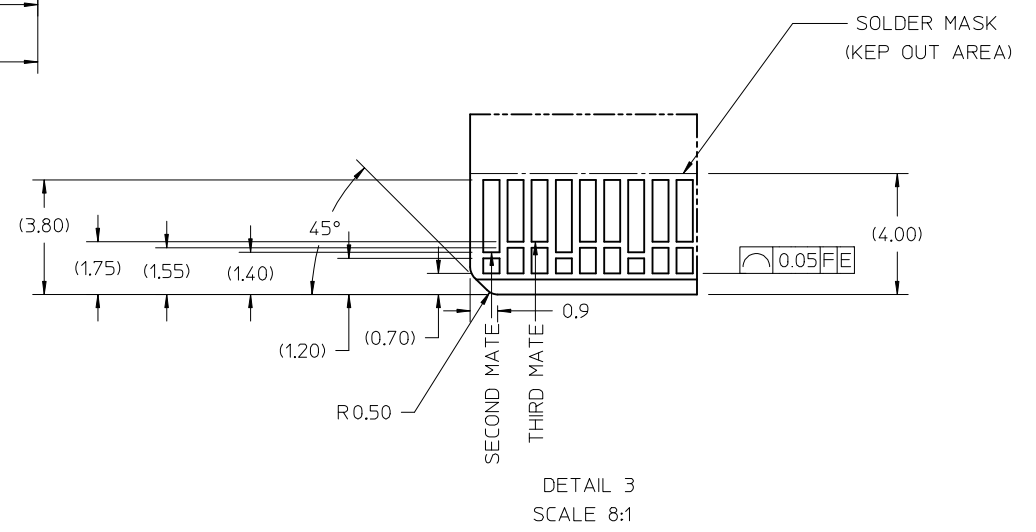
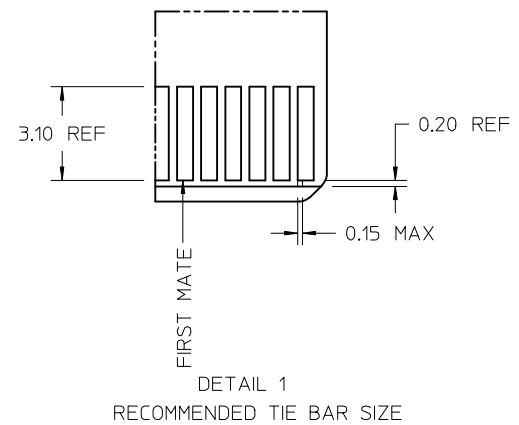
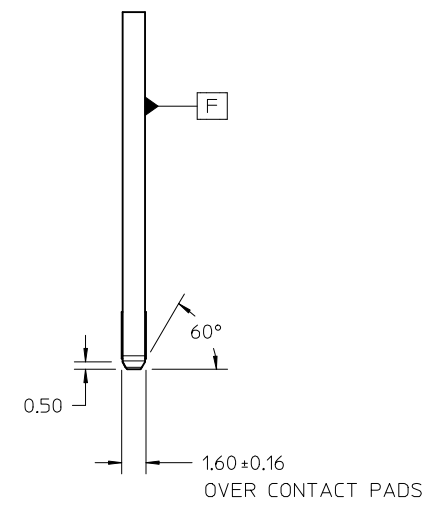
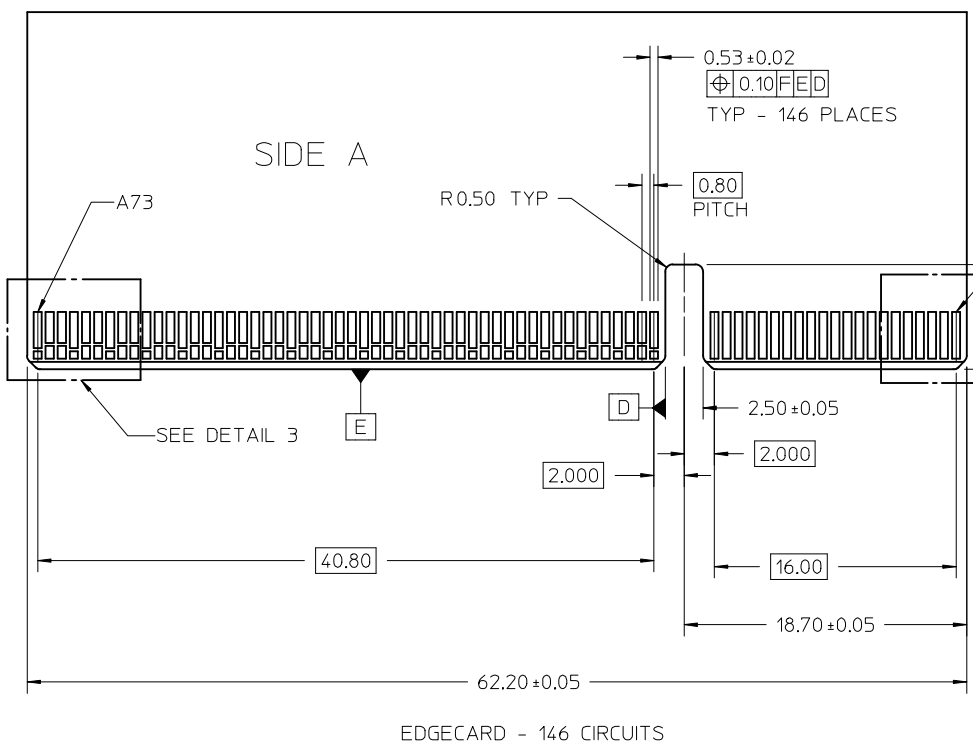
DIMENSION STYLE	
MM ONLY	
DRAWN BY	DATE
DROSCA	2013/04/02
CHECKED BY	DATE
WHL LONG	2013/07/10
APPROVED BY	DATE
SHLENI	2014/06/04
MATERIAL NO.	
REFER TO TABLE	
SIZE	
C	

SCALE	DESIGN UNITS	THIRD ANGLE PROJECTION
4:1	METRIC	☉
TITLE		
EDGELINE25 146CKTS .062"PCB 0.8MM PITCH SALES DRAWING		
molex		
DOCUMENT NO.	SHEET NO.	
SD-171774-2146	1 OF 3	



FOOT PRINT NOTES:
 1. DATUM -A- IS THE TOP OF THE PCB.

SEE SHEET 1 EC NO: S2015-0208 DRWIN:WHL LONG 2014/09/05 CHKD:CGTAN 2014/09/23 APPR:SHLENI 2014/09/23	QUALITY SYMBOLS ▽=0 ▽=0 ▽=0	GENERAL TOLERANCES (UNLESS SPECIFIED) <table border="1"> <tr> <th></th> <th>mm</th> <th>INCH</th> </tr> <tr> <td>4 PLACES</td> <td>± .---</td> <td>± .---</td> </tr> <tr> <td>3 PLACES</td> <td>± .---</td> <td>± .---</td> </tr> <tr> <td>2 PLACES</td> <td>± 0.13</td> <td>± .---</td> </tr> <tr> <td>1 PLACE</td> <td>± 0.25</td> <td>± .---</td> </tr> <tr> <td>0 PLACE</td> <td>± .---</td> <td>± .---</td> </tr> </table>		mm	INCH	4 PLACES	± .---	± .---	3 PLACES	± .---	± .---	2 PLACES	± 0.13	± .---	1 PLACE	± 0.25	± .---	0 PLACE	± .---	± .---	DIMENSION STYLE MM ONLY DRAWN BY DATE DROSCA 2013/04/02 CHECKED BY DATE WHL LONG 2013/07/10 APPROVED BY DATE SHLENI 2014/06/04	SCALE 4:1 DESIGN UNITS METRIC THIRD ANGLE PROJECTION	TITLE EDGE LINE 25 146CKTS .062"PCB 0.8MM PITCH SALES DRAWING molex	MATERIAL NO. SEE SHEET 1 DOCUMENT NO. SD-171774-2146 SHEET NO. 2 OF 3
		mm	INCH																					
	4 PLACES	± .---	± .---																					
	3 PLACES	± .---	± .---																					
2 PLACES	± 0.13	± .---																						
1 PLACE	± 0.25	± .---																						
0 PLACE	± .---	± .---																						
DRAFT WHERE APPLICABLE MUST REMAIN WITHIN DIMENSIONS		ANGULAR ±1/2°	THIS DRAWING CONTAINS INFORMATION THAT IS PROPRIETARY TO MOLEX INCORPORATED AND SHOULD NOT BE USED WITHOUT WRITTEN PERMISSION																					
SEE SHEET 1		SEE SHEET 1			SHEET NO. 2 OF 3																			
SEE SHEET 1		SEE SHEET 1			SHEET NO. 2 OF 3																			



NOTE:

1. THESE ARE GENERIC DETAILS THAT DESCRIBES THE CONFIGURATION OF VARIOUS PCB DESIGN ELEMENTS. THE CUSTOMER MUST DETERMINE WHERE AND WHEN TO USE EACH ELEMENT TO ACCOMMODATE THEIR SPECIFIC APPLICATION.
2. CHAMFER ROUGHNESS NOT TO EXCEED 3.17µM
3. EDGE CARD CHAMFER NOT TO GO THRU GOLD PAD.

SEE SHEET 1 EC NO: S2015-0208 DRWN:WHLONG 2014/09/05 CHKD:CGTAN 2014/09/23 APPR:SHLENI 2014/09/23	QUALITY SYMBOLS	GENERAL TOLERANCES (UNLESS SPECIFIED)		DIMENSION STYLE	SCALE	DESIGN UNITS	THIRD ANGLE PROJECTION
	▽=0	mm	INCH	MM ONLY	4:1	METRIC	☉
	▽=0	4 PLACES ± ---	± ---	DRAWN BY	DATE	TITLE	
	▽=0	3 PLACES ± ---	± ---	DROSCA	2013/04/02	EDGELINE25 146CKTS	
		2 PLACES ± 0.13	± ---	CHECKED BY	DATE	.062"PCB 0.8MM PITCH	
		1 PLACE ± 0.25	± ---	WHL LONG	2013/07/10	SALES DRAWING	
		0 PLACE ± ---	± ---	APPROVED BY	DATE	molex	
				SHLENI	2014/06/04	DOCUMENT NO.	
				ANGULAR ±1/2°		SD-171774-2146	
				DRAFT WHERE APPLICABLE MUST REMAIN WITHIN DIMENSIONS		SHEET NO.	
				SIZE	SEE SHEET 1		3 OF 3
				THIS DRAWING CONTAINS INFORMATION THAT IS PROPRIETARY TO MOLEX INCORPORATED AND SHOULD NOT BE USED WITHOUT WRITTEN PERMISSION			