PART NUMBER	REV	FIRST USED
567988-1	A	854040-3

TERMINAL NAME: TERMINAL

TYCO PN	MOLEX PN
286747	43030-0003
286974	43031-0001

CRIMP DATA (MOLEX TERM & MFR SPEC)

VISIBLE PAD LTR	CRIMP HEIGHT	WIRE SIZE
A	.038 ±.002 [0.97 ±0.05mm]	20
B	.035 ±.002 [0.89 ±0.05mm]	22
C	.032 ±.002 [0.81 ±0.05mm]	24
D	NOT	USED

CRIMP	SIZE	TYPE	RANGE
WIRE	.055 [1.40mm]	F	24-20
INSUL	.086 [2.18mm]	F	ø.043-.073

WIRE STRIP LENGTH	TERM APPL SPEC	FEED	APPL INSTRUCTION	SET UP GAGE	LAYOUT
.100-.115	NONE	.250	SEE CUSTOMER MANUAL	NONE	-

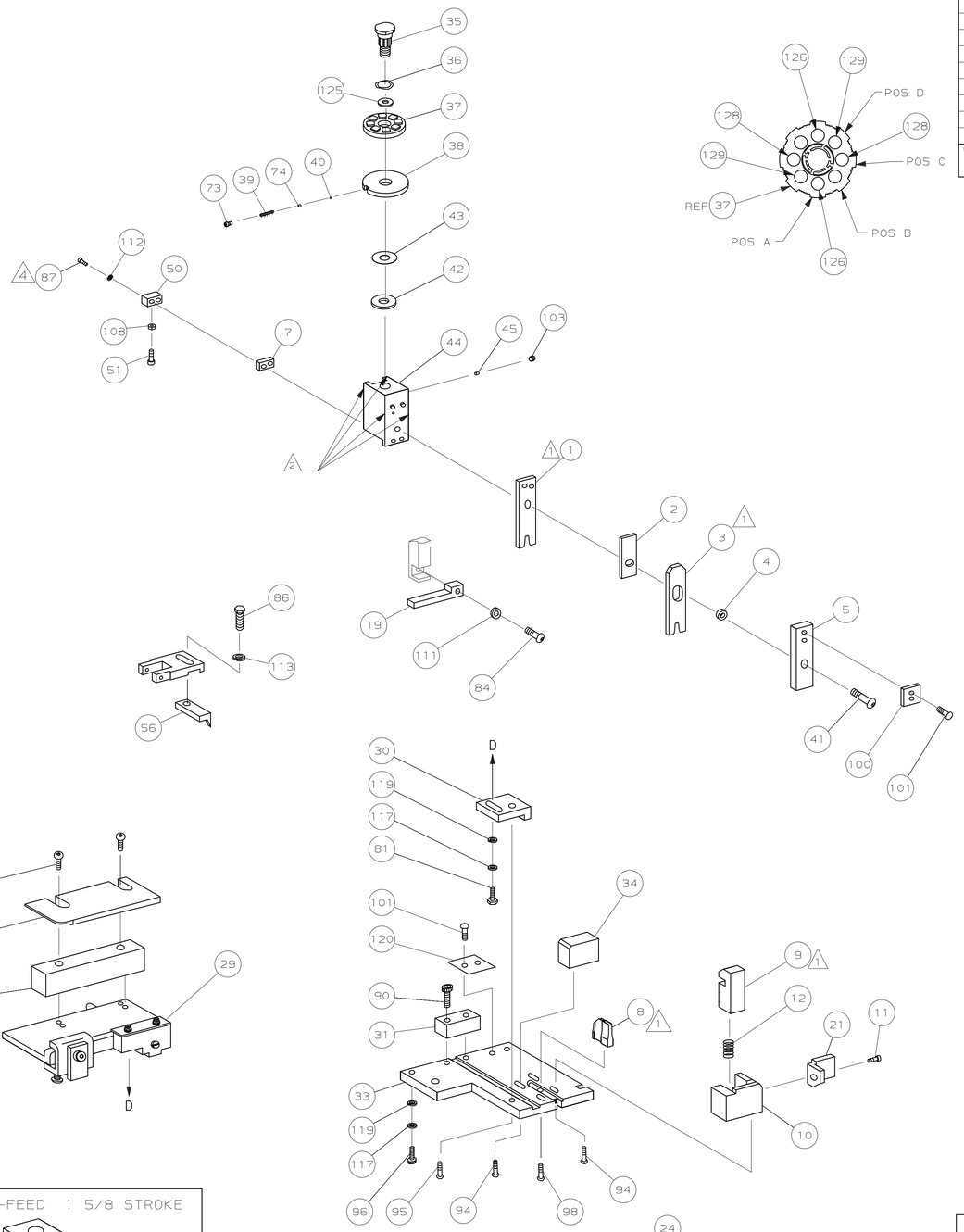

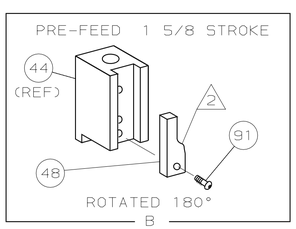

1. RECOMMENDED SPARE PARTS.
2. GREASE LIGHTLY.
3. ITEM NOT SHOWN
4. CUT TO LENGTH AT ASS'Y.

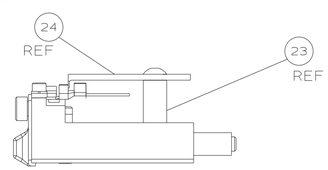

GUIDE OFF INSULATION

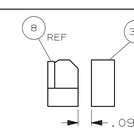

ITEM 34 LOCATION

SIM TO HDM 680673

QTY REQD PER ASSY			DWG SIZE	PART NO	DESCRIPTION	ITEM NO
	2	-	C	3-354779-6	PIN, WIRE DISC (.3170)D	129
	2	-	C	3-354779-0	PIN, WIRE DISC (.3140)C	128
						127
	2	-	C	4-354779-2	PIN, WIRE DISC (.3200)A	126
	1	-	A	986950-1	WASHER, FLAT PRECISION	125
	1	-	A	217238-3	GENERAL INSTRUCTION PACKAGE	124
						123
						122
						121
	1	-	B	690701-2	PLATE, SERIAL NO.	120
	2	-	A	21899-2	WASHER,FLAT(#10)S G ADJ BLK	119
						118
	2	-	A	21024-5	WASHER, LOCK(#10)ADJ BLOCK	117
						116
						115
						114
	REF	-	A	21024-4	WASHER,LOCK(#8)FEED FINGER	113
	2	-	A	21024-4	WASHER,LOCK(#8)DEP-HOLD	112
	REF	-	A	21024-4	WASHER,LOCK(#8)STRIPPER	111
						110
						109
	1	-	A	21018-5	NUT,HEX(#6)HOLD DOWN	108
						107
						106
						105
						104
	1	-	A	21009-2	SCR,SKT SET(1/4-20x.25 LW)RAM	103
						102
	4	-	A	21017-2	SCR,DRIVE(#2x.19)ID PLATE	101
	1	-	B	819347-1	PLATE, IDENTIFICATION	100
						99
	1	-	A	22733-8	SCR,BHC(8-32x.38 LW)ANVIL	98
						97
	1	-	A	3-21000-8	SCR,SHC(10-32x.88)MOUNTING	96
	1	-	A	2-21002-7	SCR,BHC(10-32x.50)SG ADJ BLK	95
	4	-	A	2-21002-2	SCR,BHC(8-32x.50)SHEAR-TERM SUP	94
	2	-	A	2-21002-4	SCR,BHC(8-32x.75)R STP GDE	93
						92
	1	-	A	1-21002-7	SCR,SHC(6-32x.50)CAM	91
	2	-	A	2-21000-7	SCR,SHC(8-32x.50)SCR BLK	90
						89
						88
4	2	-	A	2-21000-8	SCR,SHC(8-32x.62)HLD DWN	87
	REF	-	A	2-22603-0	SCR,HEX HD(8-32x.31)FEED FINGER	86
						85
	REF	-	A	22733-9	SCR,BHC(8-32x.50 SL)STRIPPER	84
						83
						82
	1	-	A	3-22603-1	SCR,HEX(10-32x.38)SG ADJ BL	81
						80
						79
						78
3 1	2	-	B	463310-6	BLADE, STRIPPING (#22)	77
						76
						75
	1	-	A	690603-1	SPRING, ASSIST	74
	1	-	A	23030-1	SCR,SKT CAP(6-32x.25)CP DSC	73
						72
						71

PARTS LIST

QTY REQD PER ASSY			DWG SIZE	PART NO	DESCRIPTION	ITEM NO
						70
						69
						68
						67
						66
						65
						64
						63
						62
						61
						60
						59
						58
						57
	REF	-	B	694433-8	PAWL, FEED	56
						55
						54
						53
						52
	1	-	A	811242-2	BUMPER, HOLDDOWN	51
	1	-	A	690753-1	SPACER, TONKER	50
						49
	1	-	A	690602-6	CAM, PRE-FEED 1.62 STROKE	48
						47
						46
	1	-	A	690191-1	PLUG, NYLON	45
	1	-	C	455673-1	RAM	44
	1	-	A	690125-1	WASHER, LAMINATED	43
	1	-	A	690124-9	WASHER, RAM	42
	1	-	A	7-21002-9	BOLT, CRIMPER(5/16x1.00)	41
	1	-	A	23241-6	BALL, STEEL	40
	1	-	A	690170-1	SPRING, COMPRESSION	39
	1	-	C	690142-5	DISC, INSULATION	38
	1	-	D	354777-1	WIRE DISC, PLASTIC	37
	1	-	A	22480-5	WASHER, SPRING	36
	1	-	B	690212-1	POST, RAM	35
	1	-	B	690786-3	SUPPORT, TERMINAL	34
	1	-	C	462544-1	PLATE, BASE SPECIAL	33
						32
	1	-	B	462543-1	BLOCK, SCREW SPECIAL	31
	1	-	B	455689-1	BLOCK, STRIP GUIDE ADJ	30
	1	-	C	1633091-1	PLATE ASS'Y, STRIP GUIDE	29
						28
						27
						26
						25
	1	-	D	1320928-1	GUIDE, STRIP (REAR)	24
	1	-	A	1320908-4	SPACER, STRIP GUIDE	23
						22
	1	-	A	463756-1	GUIDE, SCRAP	21
						20
	REF	-	C	462615-1	STRIPPER	19
						18
						17
						16
						15
						14
						13
	1	-	A	3-22280-3	SPRING, SHEAR	12
	1	-	B	1-690461-6	STOP, SHEAR (FRONT)	11
	1	-	B	462548-1	HOLDER, SHEAR (FRONT) SP	10
1	1	-	B	462547-1	SHEAR, FLOAT (FRONT) SP	9
1	1	-	C	662183-7	ANVIL	8
	1	-	C	3-240641-7	SPACER, DEPRESSOR (REAR)	7
						6
	1	-	A	462838-8	DEPRESSOR, SHEAR (FRONT) SP	5
	1	-	B	1-238011-0	SPACER, BLOCK CRIMPER	4
1	1	-	C	1213077-9	CRIMPER, INSULATION	3
	1	-	C	455888-2	SPACER, CRIMPER	2
1	1	-	C	4-456402-5	CRIMPER, WIRE	1

PARTS LIST

P	F	LTR	REVISION RECORD	APP	DATE
		A	RELEASED	BH	JUN06

DIMENSIONS IN INCHES.
DO NOT SCALE PRINT.
TOLERANCES UNLESS OTHERWISE SPECIFIED:
2 PLC DEC ±-
3 PLC DEC ±-
4 PLC DEC ±-
ANGLES ± -
SURF TEXTURE: √
REMOVE BURRS, BREAK SHARP EDGES R.015 MAX

MATL - - HT TR - - FIN - -

DR B.HIGMAN 24MAY06 APP 24MAY06 T.ELBIN
CHK B.HIGMAN 24MAY06 REL - -

AMP — Tyco Electronics, Harrisburg, PA 17105-3608

NAME STRIPPER CRIMPER APPLICATOR

MACHINE REF STRIPPER CRIMPER

SCALE - | D | DWG NO 567988 | SHEET 1 OF 1 | REV A

CAGE CODE 00779 | CUSTOMER AND ASSEMBLY DRAWING | RESTRICTED TO —

REVISION OF EACH ASSY NO (WHEN BLANK, USE DWG REVISION)

THIS DRAWING IS A CONTROLLED DOCUMENT.

THIS DRAWING IS UNPUBLISHED. © COPYRIGHT 20 BY AMP INCORPORATED. ALL RIGHTS RESERVED. RELEASED FOR PUBLICATION .20

LOC A | DIST 66