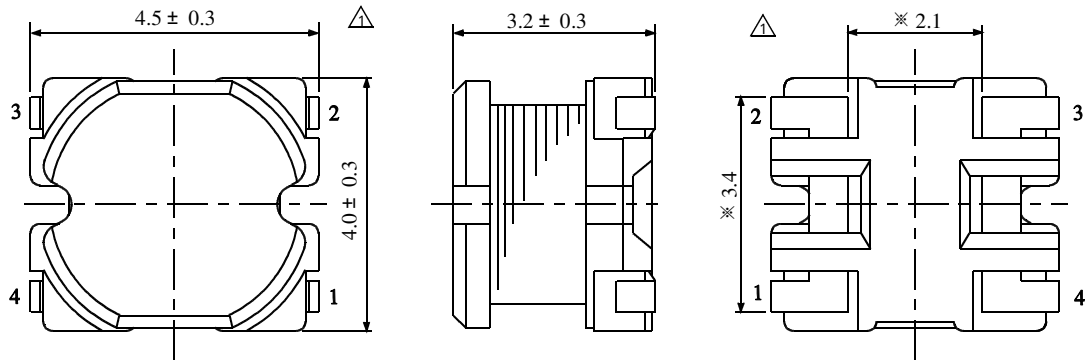


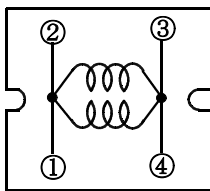
	SPECIFICATION	CUSTOMER:
	SUMIDA TYPE C R 4 3	PART NO. REF. TO THE ATTACHED SHEET.

1. DIMENSION (UNIT mm)

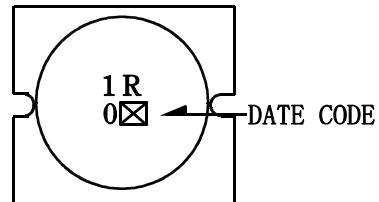


※ DIMENSION OF TERMINAL IS TYPICAL.

2. CONNECTION (BOTTOM)



3. STAMP (Ex.)

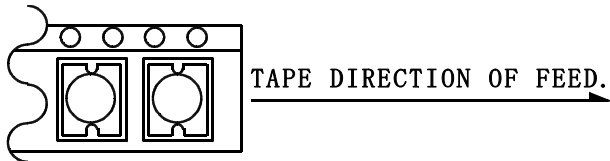


DIRECTLY STAMP
UNFIXED THE POSITION

4. NOTE

* RECOMMENDED REFLOW CONDITIONS ARE BASED ON S-074-5003.

* ENCLOSING CONDITION OF COILS.



* CARRIER TAPE PACKING SPECIFICATION IN DETAIL. (S-074-5050)

26th, Oct., 1998			SUMIDA CODE	
CHK.	CHK.	DRG.		
GUOGAO	DENG	TIEN X	DRG. NO. 2 / 5	
			S-074-6056	

GENERAL CHARACTERISTICS

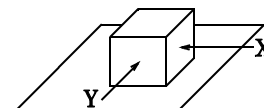
TYPE

CR43

1. OPERATING TEMPERATURE RANGE: \triangle $-30^{\circ}\text{C} \sim +100^{\circ}\text{C}$ (INCLUDING COIL HEAT)

2. EXTERNAL APPEARANCE : NO EXTERNAL DEFECTS CAN BE FOUND IN THE VISUAL INSPECTION

3. TERMINAL STRENGTH \triangle : NO TERMINAL DETACHMENT SHOULD BE FOUND WHEN THE DEVICE IS PUSHED IN TWO DIRECTIONS OF X AND Y WITH THE FORCE OF 5.0N FOR 60 ± 5 SECONDS AFTER SOLDERING BETWEEN COPPER PLATE AND THE TERMINALS.
(REFER TO FIGURE AT RIGHT)



4. HEAT ENDURANCE TEST : REFER TO S-074-5002.

5. INSULATING RESISTANCE: THE INSULATION RESISTANCE SHOULD BE OVER 100M Ω WHEN D.C. 100V IS APPLIED TO THE COIL-CORE, MEANWHILE NO STRUCTURE AND ELECTRIC DEFECTS SHOULD BE FOUND IN 1 MINUTE.

6. TEMPERATURE FEATURE \triangle : INDUCTANCE COEFFICIENT IS $(0 \sim 1200) \times 10^{-6} / ^{\circ}\text{C}$ ($-25 \sim +90^{\circ}\text{C}$)

7. HUMIDITY TEST \triangle : INDUCTANCE DEVIATION IS WITHIN $\pm 5.0\%$ AND NO STRUCTURE AND ELECTRIC DEFECTS CAN BE FOUND AFTER 96 HOURS TEST UNDER THE CONDITION OF RELATIVE HUMIDITY OF 90~95% AND TEMPERATURE OF $40 \pm 2^{\circ}\text{C}$, AND 1 HOUR STORAGE UNDER ROOM AMBIENT CONDITIONS AFTER THE DEVICE IS WIPED WITH DRY CLOTH.

8. VIBRATION TEST \triangle : INDUCTANCE DEVIATION IS WITHIN $\pm 3.0\%$ AFTER 1 HOUR SWEEPING VIBRATION IN EACH THREE DIRECTIONS, NAMELY, FORWARD AND BACKWARD, UP AND DOWN, RIGHT AND LEFT. THE FREQUENCY IS 10~55~10Hz AND THE AMPLITUDE OF 1 MINUTE CYCLE IS 1.5mm PP.

9. SHOCK TEST \triangle : INDUCTANCE DEVIATION IS WITHIN $\pm 3.0\%$ AFTER THE TEST WITH GOM BLOCK SHOCK TESTING MACHINE, ONCE IN EACH OF THE THREE PERPENDICULAR AXIS DIRECTIONS. THE SHOCK ACCELERATION IS 981m/s².


26th, Oct., 1998

CHK.	CHK.	DRG.
GUOGAO	DENG	TIEN X

DRG. NO.	3 / 5
S-074-6056	

SPECIFICATION	TYPE CR43
---------------	--------------

ELECTICAL CHARACTERISTICS

NO.	PART NO.	STAMP	INDUCTANCE [WITHIN] ※ 1	D. C. R. (mΩ) [MAX.] (at 20°C) (TYPICAL VALUE)	RATED CURRENT (A) ※ 2	S. R. F. (MHz) [TYP.] 	SUMIDA CODE
01	CR43-1R0MC	1R0	1.0μ H ± 20 %	48.7	2.56	152.8	4757-0012
02	CR43-1R4MC	1R4	1.4μ H ± 20 %	56.2	2.52	112.7	4757-0013
03	CR43-1R8MC	1R8	1.8μ H ± 20 %	63.7	1.95	77.8	4757-0014
04	CR43-2R2MC	2R2	2.2μ H ± 20 %	71.2	1.75	68.3	4757-0015
05	CR43-2R7MC	2R7	2.7μ H ± 20 %	78.7	1.58	64.0	4757-0016
06	CR43-3R3MC	3R3	3.3μ H ± 20 %	86.2	1.44	60.0	4757-0017
07	CR43-3R9MC	3R9	3.9μ H ± 20 %	93.7	1.33	52.6	4757-0018
08	CR43-4R7MC	4R7	4.7μ H ± 20 %	108.7	1.15	49.3	4757-0019
09	CR43-5R6MC	5R6	5.6μ H ± 20 %	125.7	0.99	44.2	4757-0020
10	CR43-6R8MC	6R8	6.8μ H ± 20 %	131.2	0.95	42.3	4757-0021
11	CR43-8R2MC	8R2	8.2μ H ± 20 %	146.2	0.84	34.8	4757-0022

※ 1: MEASURED FREQUENCY L 1.0μ H ~ 8.2μ H ; at 7.96 MHz

※ 2: THE RATED CURRENT INDICATES THE LOWER VALUE OF CURRENT WHEN THE INDUCTANCE IS 10% LOWER THAN ITS INITIAL VALUE AT D. C. SUPERPOSITION OR THE TEMPERATURE OF COIL RISES 40°C WITH D. C. CURRENT PASSING (Ta = 20°C)

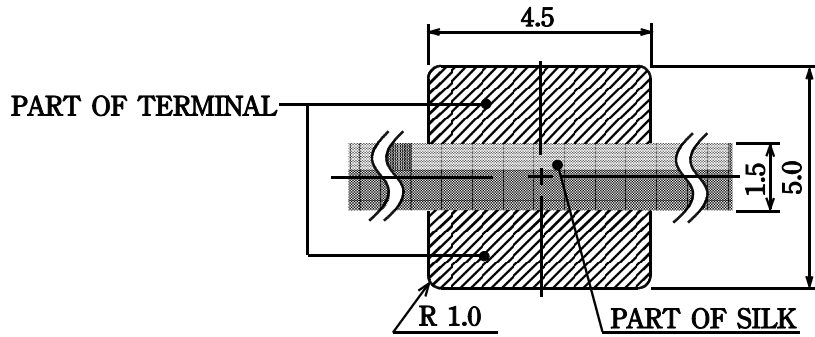
26th, Oct., 1998			SUMIDA CODE	
CHK.	CHK.	DRG.	DRG. NO. 4 / 5 S-074-6056	
GUOGAO	DENG	TIEN X		

SPECIFICATION

TYPE

CR43

DIMENSION RECOMMENDED (mm)



PLEASE COAT TERMINAL INTERVALS WITH SILK.

THICKNESS OF METALMASK RECOMMENDED: 0.15t.

26th, Oct., 1998

CHK.	CHK.	DRG.
GUOGAO	DENG	TIEN X

DRG. NO.

5 / 5

S-074-6056