

Features

- Split Gate Trench MOSFET Technology
- Low Thermal Resistance
- Epoxy Meets UL 94 V-0 Flammability Rating
- Halogen Free. "Green" Device (Note 1)
- Lead Free Finish/RoHS Compliant ("P" Suffix Designates RoHS Compliant. See Ordering Information)

Maximum Ratings

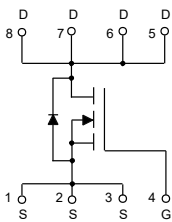
- Operating Junction Temperature Range : -55°C to +150°C
- Storage Temperature Range: -55°C to +150°C
- Thermal Resistance: 6°C/W Junction to Case^(Note 2)

Parameter	Symbol	Rating	Unit
Drain-Source Voltage	V_{DS}	80	V
Gate-Source Voltage	V_{GS}	±20	V
Continuous Drain Current	I_D	20	A
Pulsed Drain Current ^(Note 3)	I_{DM}	132	A
Total Power Dissipation	P_D	20.8	W

Note:

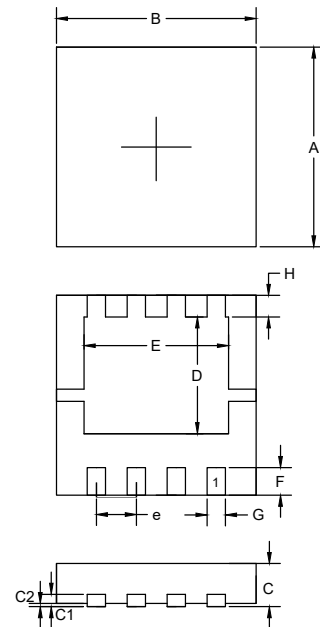
1. Halogen free "Green" products are defined as those which contain <900ppm bromine, <900ppm chlorine (<1500ppm total Br + Cl) and <1000ppm antimony compounds.
2. Surface Mounted on 1 in² Pad Area, t≤10 sec.
3. Pulse Test: Pulse Width≤10μs,Duty Cycle ≤1%.

Internal Structure



**N-CHANNEL
MOSFET**

DFN3333



DIM	INCHES		MM		NOTE
	MIN	MAX	MIN	MAX	
A	0.126	0.130	3.20	3.30	
B	0.126	0.130	3.20	3.30	
C	0.030	0.033	0.75	0.85	
C1	0.007	0.009	0.18	0.22	
C2	---	0.002	---	0.05	
D	0.071	0.079	1.80	2.00	
E	0.087	0.098	2.20	2.50	
F	0.016	0.020	0.40	0.50	
G	0.010	0.014	0.25	0.35	
H	0.012	0.016	0.30	0.40	
e	0.024	0.028	0.60	0.70	

Electrical Characteristics @ 25°C (Unless Otherwise Specified)

Parameter	Symbol	Test Conditions	Min	Typ	Max	Unit
Static Characteristics						
Drain-Source Breakdown Voltage	$V_{(BR)DSS}$	$V_{GS}=0V, I_D=250\mu A$	80			V
Gate-Source Leakage Current	I_{GSS}	$V_{DS}=0V, V_{GS}=\pm 20V$			± 100	nA
Zero Gate Voltage Drain Current	I_{DSS}	$V_{DS}=64V, V_{GS}=0V$			1	μA
Gate-Threshold Voltage	$V_{GS(th)}$	$V_{DS}=V_{GS}, I_D=250\mu A$	2	3	4	V
Drain-Source On-Resistance	$R_{DS(on)}$	$V_{GS}=10V, I_D=20A$		9.7	12	m Ω
		$V_{GS}=6V, I_D=10A$		14.5	18	m Ω
Diode Characteristics						
Continuous Body Diode Current	I_S				20	A
Diode Forward Voltage	V_{SD}	$V_{GS}=0V, I_S=20A$			1.3	V
Reverse Recovery Time	t_{rr}	$I_S=20A, di/dt=100A/\mu s$		40		ns
Reverse Recovery Charge	Q_{rr}			41		nC
Dynamic Characteristics						
Input Capacitance	C_{iss}	$V_{DS}=40V, V_{GS}=0V, f=1MHz$		1396		pF
Output Capacitance	C_{oss}			202		
Reverse Transfer Capacitance	C_{rss}			26		
Total Gate Charge	Q_g	$V_{DS}=40V, V_{GS}=10V, I_D=20A$		24		nC
Gate-Source Charge	Q_{gs}			8.2		
Gate-Drain Charge	Q_{gd}			5.8		
Turn-On Delay Time	$t_{d(on)}$	$V_{DS}=40V, V_{GEN}=10V,$ $R_G=4.5\Omega, R_L=2\Omega,$ $I_{DS}=20A$		8.8		ns
Turn-On Rise Time	t_r			26		
Turn-Off Delay Time	$t_{d(off)}$			16		
Turn-Off Fall Time	t_f			18		

Curve Characteristics

Fig. 1 - Typical Output Characteristics

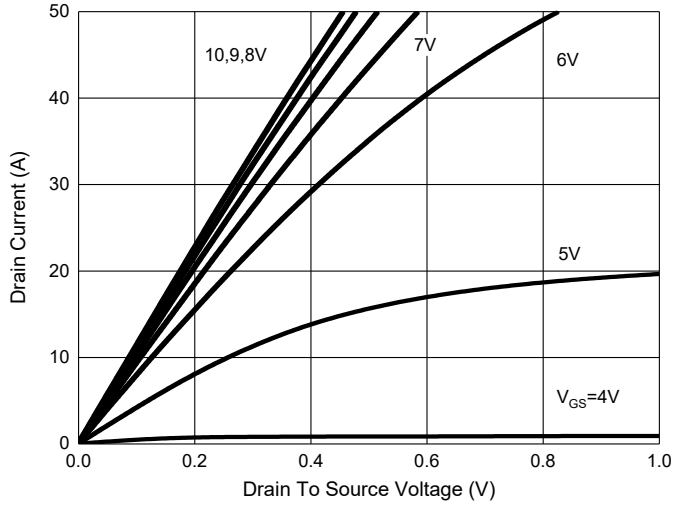


Fig. 2 - I_S—V_{SD}

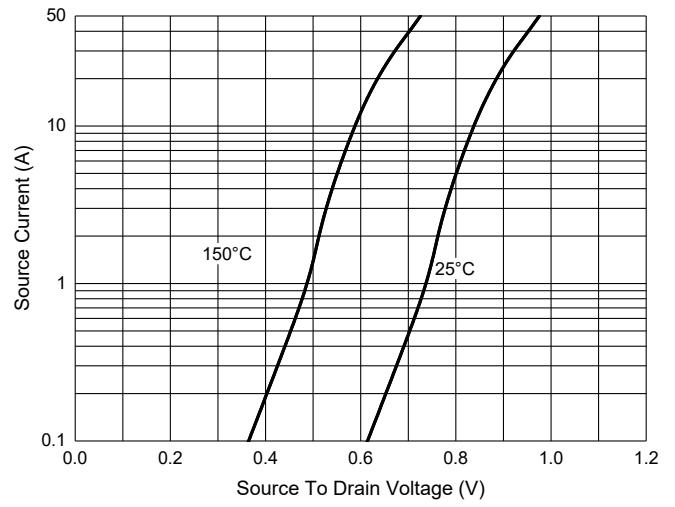


Fig. 3 - R_{DS(ON)}—I_D

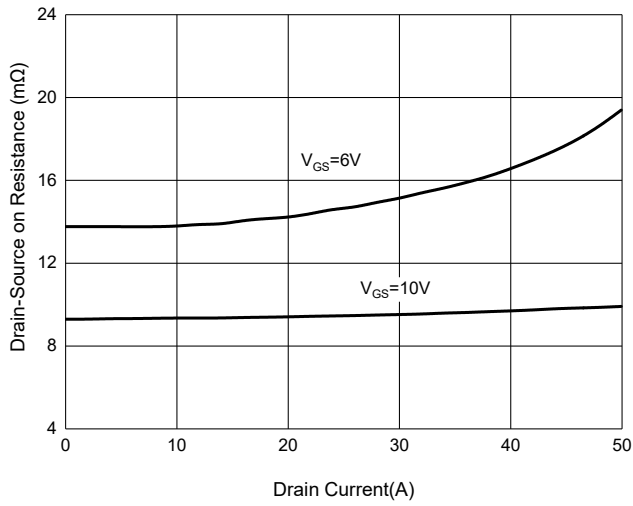


Fig. 4 - Normalized On Resistance Characteristics

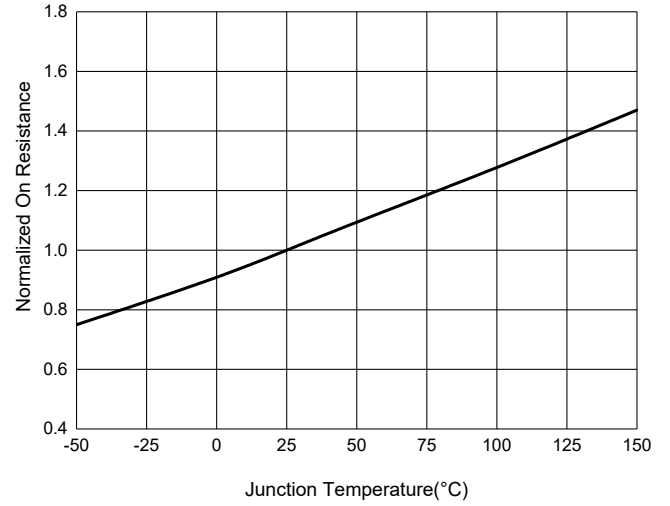


Fig. 5 - Capacitance Characteristics

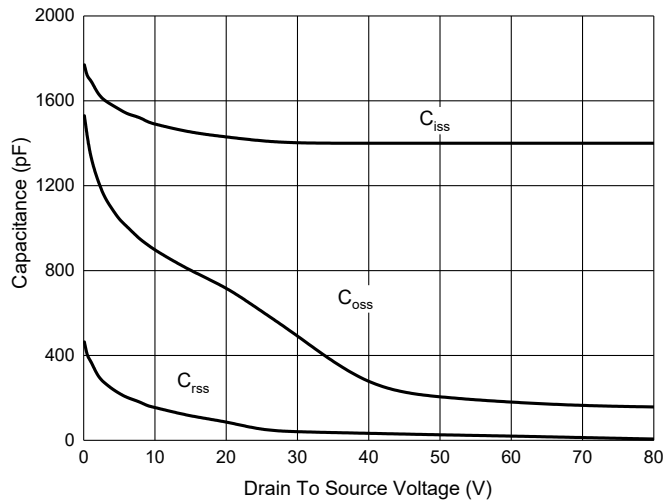
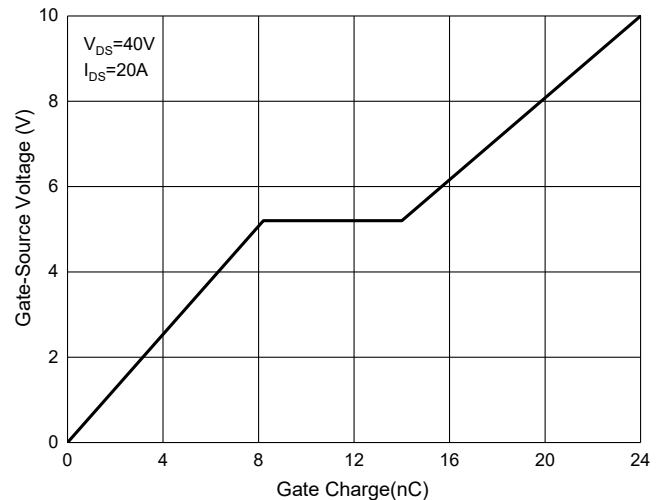
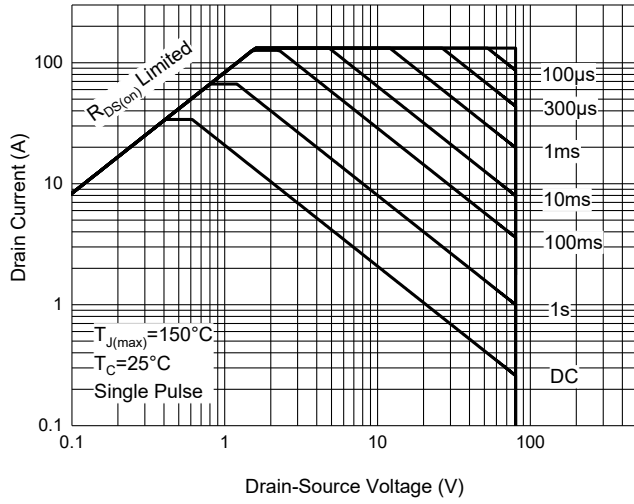


Fig. 6 - Gate Charge



Curve Characteristics

Fig. 7 - Safe Operation Area



Ordering Information

Device	Packing
Part Number-TP	Tape&Reel: 5Kpcs/Reel

IMPORTANT NOTICE

Micro Commercial Components Corp. reserves the right to make changes without further notice to any product herein to make corrections, modifications, enhancements, improvements, or other changes. **Micro Commercial Components Corp.** does not assume any liability arising out of the application or use of any product described herein; neither does it convey any license under its patent rights, nor the rights of others. The user of products in such applications shall assume all risks of such use and will agree to hold **Micro Commercial Components Corp.** and all the companies whose products are represented on our website, harmless against all damages. **Micro Commercial Components Corp.** products are sold subject to the general terms and conditions of commercial sale, as published at <https://www.mccsemi.com/Home/TermsAndConditions>.

LIFE SUPPORT

MCC's products are not authorized for use as critical components in life support devices or systems without the express written approval of Micro Commercial Components Corporation.

CUSTOMER AWARENESS

Counterfeiting of semiconductor parts is a growing problem in the industry. Micro Commercial Components (MCC) is taking strong measures to protect ourselves and our customers from the proliferation of counterfeit parts. MCC strongly encourages customers to purchase MCC parts either directly from MCC or from Authorized MCC Distributors who are listed by country on our web page cited below. Products customers buy either from MCC directly or from Authorized MCC Distributors are genuine parts, have full traceability, meet MCC's quality standards for handling and storage. **MCC will not provide any warranty coverage or other assistance for parts bought from Unauthorized Sources.** MCC is committed to combat this global problem and encourage our customers to do their part in stopping this practice by buying direct or from authorized distributors.