
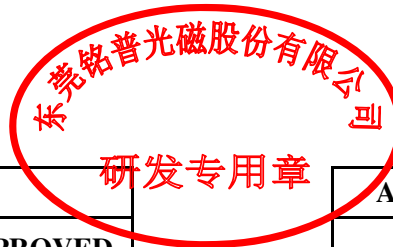


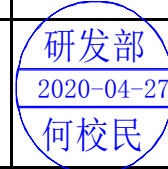


## Product Specification for Approval

WE ARE PLEASED IN SUBMITTING OUR SAMPLES WITH SPECIFICATION TO YOU FOR APPROVAL.

CUSTOMER	:		
DESCRIPTION	:	100/1000 BASE-T TRANSFORMER	
MNC P/N	:	G4801DG	
VERSION	:	A0	
CUSTOMER P/N	:		
ISSUED DATE	:	2020/04/27	
PHOTO OF PRODUCT	:		
WEIGHT	:		5.10g
MADE IN	:		CHINA



APPROVED BY MNC			APPROVED BY CUSTOMER
PREPARED BY	CHECKED BY	APPROVED BY	SIGNATURE OR STAMP
			

1. PLEASE SEND BACK US A COPY OF THE SPECIFICATION WITH YOUR STAMP OR SIGNATURE ONCE THE SAMPLES APPROVED.
2. IT WILL BE DEEMED THE SAMPLES TO BE APPROVED IF NO FEEDBACK.

东莞铭普光磁股份有限公司  
 Add: Shipai Town, Dongguan City, Guangdong Province, China

TEL: +86-769-86921000  
 FAX: +86-769-81701563



**INDEX**

1. INDEX----- 1

2. CHANGE RECORD----- 1

3. MECHANICAL----- 2

4. SCHEMATIC----- 3

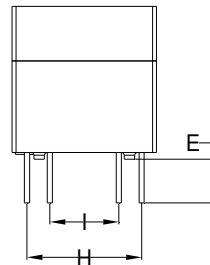
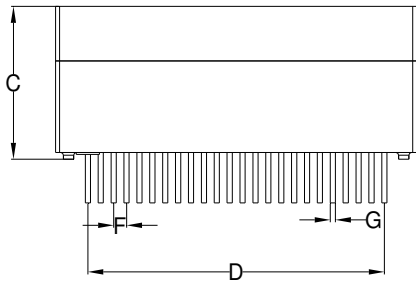
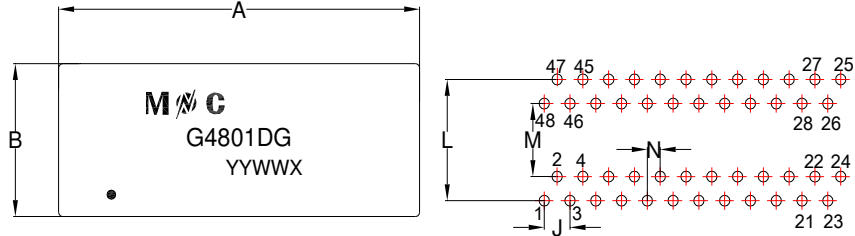
5. PACKING----- 4

6. MATERIAL LIST----- 5

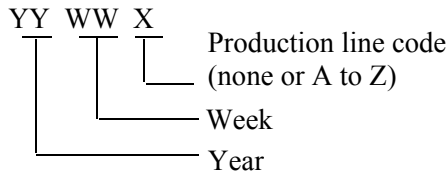
7. RECOMMENDED SOLDERING PROFILE----- 6

**CHANGE RECORD**

REV.	DESCRIPTION (Content or Reason For Change)	DATE	REVISOR
A0	INITIAL RELEASE	2020-04-27	Jingjing Fu

**SPECIFICATION**
**Part No. G4801DG**
**A. MECHANICAL :**


Note: White ink marking



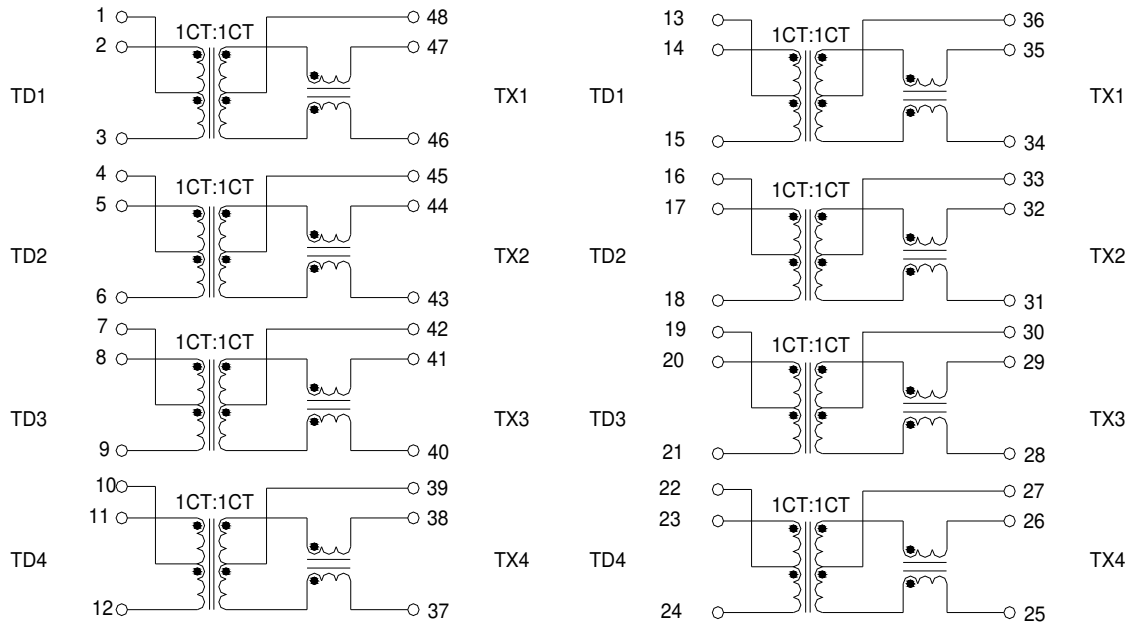
1. UNITS: mm/inch.
2. UNLESS OTHERWISE SPECIFIED ALL TOLERANCES ARE: TYPICAL
3. PIN LENGTH DON'T INCLUDE SOLDER POINT

DIM	MILLIMETERS			INCHES		
	MIN	NOM	MAX	MIN	NOM	MAX
A	27.50	28.00	28.50	1.083	1.102	1.122
B	/	/	12.00	/	/	0.472
C	/	/	12.00	/	/	0.472
D	22.50	23.00	23.50	0.886	0.906	0.925
E	2.90	3.20	3.50	0.114	0.126	0.138
F	0.85	1.00	1.15	0.033	0.039	0.045
G	/	0.40	/	/	0.016	/
H	/	8.89	/	/	0.350	/
I	/	5.35	/	/	0.211	/
J	/	2.00	/	/	0.079	/
L	/	8.89	/	/	0.350	/
M	/	5.35	/	/	0.211	/
N	/	1.00	/	/	0.039	/

**SPECIFICATION**

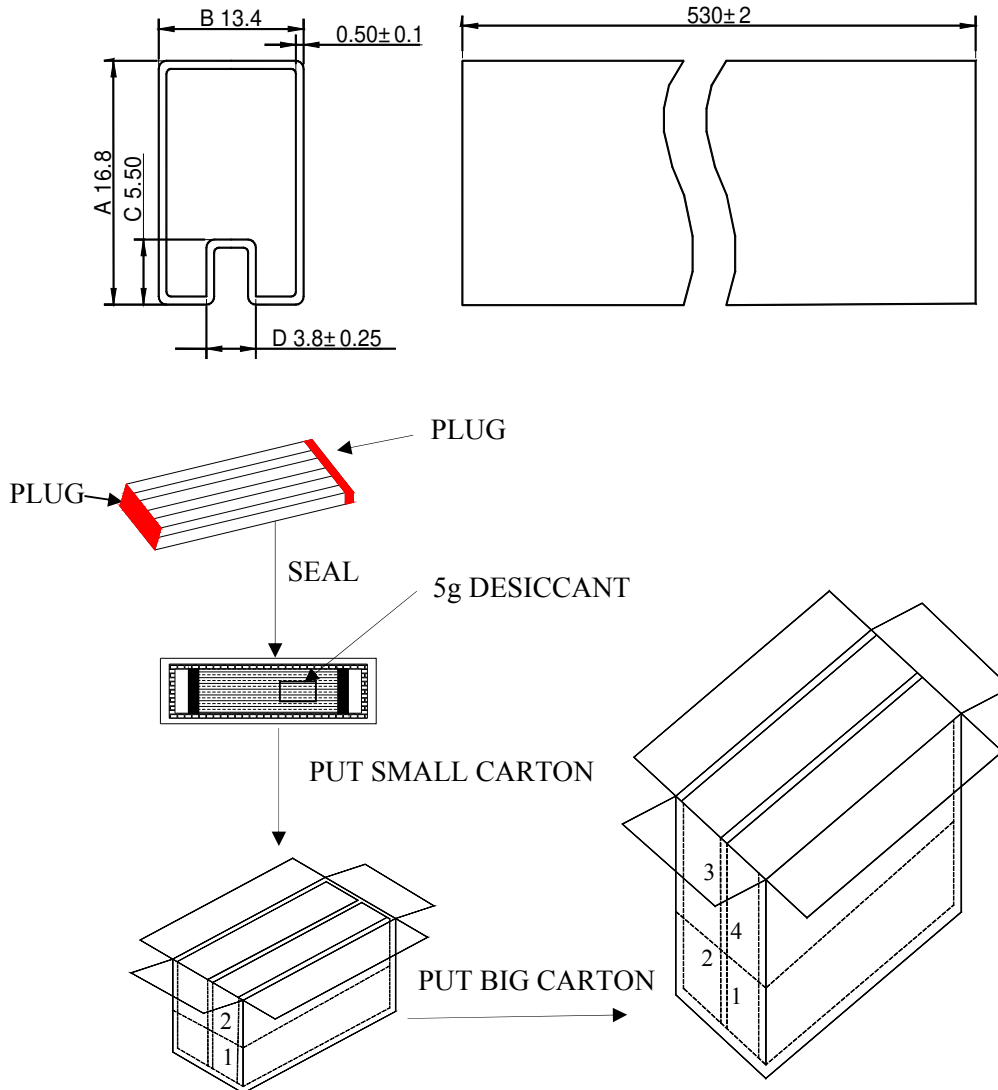
**Part No. G4801DG**

**B. SCHEMATIC :**



**C. ELECTRICAL SPECIFICATION @25°C**

ITEM	SPECIFICATION	TEST CONDITION	TEST EQUIPMENT
INDUCTANCE :	350uH MIN.	100KHz ,0.2V, 8mA DC Bias	TH2819XB OR EQU.
LEAKAGE INDUCTANCE :	0.50uH MAX.	100KHz 0.2V	TH2819XB OR EQU.
INTERWINDING CAPACITANCE :	25pF TYP.	100KHz 0.2V	TH2819XB OR EQU.
DC RESISTANCE :	1.2Ω MAX.	AT 25 °C	TOS 8020 OR EQU.
TURNS RATIO :	1CT:1CT±5%		TH2819XB OR EQU.
POLARITY :	2-47,5-44,8-41,11-38,14-35,17-32,20-29,23-26 IN-PHASE		
INSERTION LOSS :	-1.1dB MAX.	0.5-100 MHz	E5061A OR EQU.
RETURN LOSS :	-18dB MIN.	0.5-40 MHz	E5061A OR EQU.
	-12+20log(f/80)dB MIN.	40.1-100 MHz	
CROSS TALK :	-35dB MIN.	0.5-40 MHz	E5061A OR EQU.
	-33+20*log(f/50)dB MIN.	40.1-100 MHz	
CMRR :	-30dB MIN.	0.5-100 MHz	E5061A OR EQU.
ISOLATION HI-POT :PRI TO SEC	1500VAC	1mA,60S	7152AB OR EQU.
	1650VAC	1mA,6S	
OPERATING TEMPERATURE	0°C TO 70°C		

**PACKAGE**
**Part No. G4801DG**
**D. PACKING:**
**a. PACKAGING AS BELOW (ONLY FOR A REFERENCE):**

**b. Q'TY:**

- 18 PCS PER TUBE
- 5 TUBES PER BUNDLE (90 PCS)
- 8 BUNDLES PER BAG (720 PCS)
- 1 BAG PER SMALL CARTON
- 4 SMALL CARTON PER BIG CARTON(2880PCS)

**c. LABEL:**

**REMARK:**

ABOVE PACKING IS FOR YOUR REFERENCE ONLY, WHICH MIGHT BE CHANGED WITHOUT NOTICE.

**MATERIAL LIST**
**Part No. G4801DG**
**E.BOM**

<b>MATERIAL LIST</b>					
<b>NO.</b>	<b>ITEM</b>	<b>MATERIAL</b>	<b>RATING</b>	<b>SUPPLIER OF MATERIAL</b>	<b>UL</b>
<b>1</b>	<b>CORE</b>	<b>Mn-Zn</b>	-----	<b>YEAN SHING</b>	<b>N/A</b>
			-----	<b>ZHONGSHAN CRC ELECTRONICS FACTORY</b>	<b>N/A</b>
		<b>Ni-Zn</b>	-----	<b>YEAN SHING</b>	<b>N/A</b>
			-----	<b>ZHONGSHAN CRC ELECTRONICS FACTORY</b>	<b>N/A</b>
<b>2</b>	<b>COPPER WIRE</b>	<b>QPN180</b>	<b>180℃</b>	<b>ZHUHAI SUNTEK WIRE CO.,LTD</b>	<b>E234867</b>
		<b>Polysol 180</b>	<b>180℃</b>	<b>ELEKTRISOLA(MALAYSIA) SDN.BHD.</b>	<b>E258243</b>
<b>3</b>	<b>CASE</b>	<b>PF2A5-151J(b)</b>	<b>V-0</b>	<b>CHANGSHU SOUTH-EAST PLASTIC CO.,LTD</b>	<b>E136137</b>
		<b>T378J</b>	<b>V-0</b>	<b>CHANG CHUN CHEMICAL(ZHANGZHOU) CO.,LTD.</b>	<b>E59481</b>
<b>4</b>	<b>PIN</b>	<b>CP WIRE</b>	-----	<b>HIFAM</b>	<b>N/A</b>
<b>5</b>	<b>EPOXY</b>	<b>3300A/B</b>	-----	<b>DONGGUAN EATTO ELECTRONIC MATERIAL CO.,LTD</b>	<b>E218090</b>

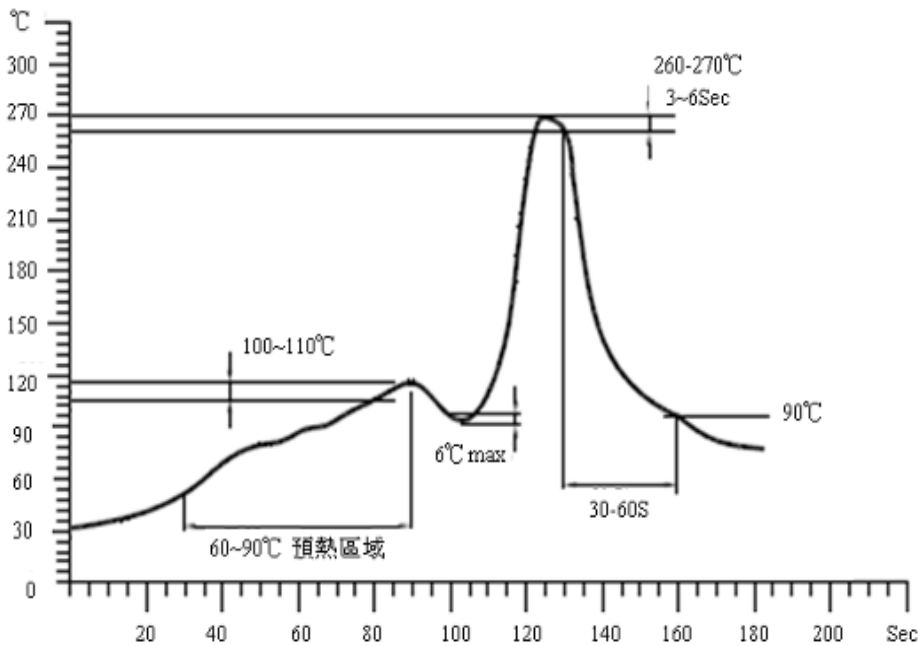
## RECOMMENDED SOLDERING PROFILE

Part No. G4801DG

### a. RECOMMENDED WAVE SOLDERING PROFILE:

#### CONDITION:

- a.1. AVAILABLE FOR ALL THE THROUGH HOLE PARTS
- a.2. SOLDERING METHOD: WAVE SOLDERING
- a.3. SOLDER: Sn-0.7Cu
- a.4. THE RECOMMENDED WAVE SOLDERING CURVE IS AS BELOW



### b. MOISTURE SENSITIVE LEVEL:

- b.1. LEVEL: 1
- b.2. SHELF LIFE: UNLIMITED
- b.3. STORAGE CONDITION:  $\leq 30^{\circ}\text{C}/85\% \text{RH}$