

Relay Module - EMG 10-REL/KSR-G 24/21-LCU AU - 2940388

Please be informed that the data shown in this PDF Document is generated from our Online Catalog. Please find the complete data in the user's documentation. Our General Terms of Use for Downloads are valid (<http://phoenixcontact.com/download>)



Relay module, with soldered-in miniature switching relay, gold contact for small loads, 1 PDT, input voltage 24 V DC, design rotated by 180°


The illustration shows version EMG 10-REL/KSR-G 24/1-LC, with soldered-in miniature switching relay

Product Features

- ✓ Safe isolation according to DIN EN 50178 between coil and contact
- ✓ Integrated input circuit and interference suppression circuit



Key commercial data

Packing unit	1 pc
GTIN	 4 017918 104498
Weight per Piece (excluding packing)	43.44 GRM
Custom tariff number	85364190
Country of origin	Germany

Technical data

Note

Utilization restriction	EMC: class A product, see manufacturer's declaration in the download area
-------------------------	---

Dimensions

Width	10.6 mm
Height	75 mm
Depth	62.5 mm

Relay Module - EMG 10-REL/KSR-G 24/21-LCU AU - 2940388

Technical data

Ambient conditions

Ambient temperature (operation)	-20 °C ... 40 °C
Ambient temperature (storage/transport)	-20 °C ... 70 °C

Coil side

Nominal input voltage U_N	24 V DC
Input voltage range in reference to U_N	0.8 ... 1.1
Typical input current at U_N	21 mA
Typical response time	7 ms
Typical release time	11 ms
Operating voltage display	Yellow LED
Protective circuit	Protection against polarity reversal Polarity protection diode
	Free-wheeling diode Damping diode

Contact side

Contact type	Double contact, 1 PDT
Contact material	AgPd60, hard gold-plated
Maximum switching voltage	30 V AC
	36 V DC
Maximum inrush current	0.2 A
Limiting continuous current	0.5 A
Interrupting rating (ohmic load) max.	5 W (at 24 V DC)
Note	the following values are applicable if a gold layer is destroyed
Maximum switching voltage	125 V AC
Limiting continuous current	2 A
Maximum inrush current	2 A
Interrupting rating (ohmic load) max.	29 W (at 24 V DC)
	29 W (at 48 V DC)
	29 W (at 60 V DC)

General

Test voltage relay winding/relay contact	4 kV AC (50 Hz, 1 min.)
Operating mode	100% operating factor
Mechanical service life	Approx. 2×10^7 cycles
Standards/regulations	IEC 60664
	EN 50178
	IEC 62103
Rated surge voltage / insulation	Basic insulation
Pollution degree	2
Surge voltage category	III

Relay Module - EMG 10-REL/KSR-G 24/21-LCU AU - 2940388

Technical data

General

Mounting position	any
Assembly instructions	In rows with zero spacing

Connection data

Connection method	Screw connection
Stripping length	8 mm
Conductor cross section stranded min.	0.2 mm ²
Conductor cross section stranded max.	2.5 mm ²
Conductor cross section solid min.	0.2 mm ²
Conductor cross section solid max.	4 mm ²
Conductor cross section AWG/kcmil max	12
Conductor cross section AWG/kcmil min.	24
Screw thread	M3

Classifications

eCl@ss

eCl@ss 4.0	27371102
eCl@ss 4.1	27371102
eCl@ss 5.0	27371001
eCl@ss 5.1	27371001
eCl@ss 6.0	27371001
eCl@ss 7.0	27371001
eCl@ss 8.0	27371001

ETIM

ETIM 2.0	EC000196
ETIM 3.0	EC000196
ETIM 4.0	EC000196
ETIM 5.0	EC000196


UNSPSC

UNSPSC 6.01	30211916
UNSPSC 7.0901	39121515
UNSPSC 11	39121515
UNSPSC 12.01	39121515
UNSPSC 13.2	39121515

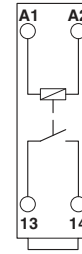
Relay Module - EMG 10-REL/KSR-G 24/21-LCU AU - 2940388

Drawings

Connection diagram



Circuit diagram



Circuit diagram

