


CA Series • Common Mode Toroidal Chokes

CA Series common mode toroidal chokes provide an efficient means of filtering supply lines having in-phase signals of equal amplitude thus allowing equipment to meet stringent electrical radiation specifications. Wide frequency ranges can be filtered by using high and low inductance Common Mode toroids in series. Differential mode signals can be attenuated substantially when used together with input and output capacitors.

Features

- Separated windings for minimum capacitance
- Meets requirements of EN138100, VDE 0565, Part2:1997-03 & UL1283
- Competitive pricing due to high volume production
- Manufactured in ISO 9001:2015 and ISO 14001:2015 certified Talema facility
- Fully RoHS & REACH Compliant



Electrical Specifications @25°C

Test frequency: Inductance measured @10KHz / 0.10Vac

Test voltage between windings: 1500Vac

Operating temperature: -40°C to +125°C

Climatic category: IEC68-1 40/125/56



Part Number	I _{dc} Amp	L _O (mH) ±30% (2x)	DCR mOhm (2x)	Coil Size O.D. x Ht. (Nominal)	Mtg. Style Size		
					B	V / X	F
CA__-0.4-100	0.4	100	2,807	18 x 7	3	3	3
CA__-0.5-100	0.5	100	2,044	23 x 11	5	4	4
CA__-0.6-100	0.6	100	1,543	29 x 13	5	4A	6
CA__-1.4-100	1.4	100	484	35 x 16	8	9	9
CA__-0.4-82	0.4	82	1,167	15 x 8	3	3	3
CA__-0.5-82	0.5	82	1,851	23 x 11	5	4	4
CA__-0.6-82	0.6	82	1,397	29 x 13	5	4A	6
CA__-1.6-82	1.6	82	350	35 x 16	8	9	9
CA__-0.3-68	0.3	68	3,692	15 x 8	3	2	2
CA__-0.5-68	0.5	68	1,853	18 x 7	3	3	3
CA__-0.6-68	0.6	68	1,353	23 x 11	5	4	4
CA__-0.7-68	0.7	68	1,108	29 x 13	5	4A	6
CA__-1.8-68	1.8	68	277	35 x 16	8	9	9
CA__-0.3-56	0.3	56	3,126	14 x 8	3	2	2
CA__-0.5-56	0.5	56	1,518	18 x 7	3	3	3
CA__-0.6-56	0.6	56	1,378	23 x 11	5	4	4
CA__-0.8-56	0.8	56	807	29 x 13	5	4A	6
CA__-2.0-56	2.0	56	228	35 x 16	8	9	9
CA__-0.4-47	0.4	47	1,942	14 x 8	3	2	2
CA__-0.5-47	0.5	47	1,390	18 x 7	3	3	3
CA__-0.6-47	0.6	47	1,001	23 x 11	5	4	4
CA__-0.9-47	0.9	47	658	29 x 13	5	4A	6
CA__-2.2-47	2.2	47	185	35 x 16	8	9	9
CA__-0.4-39	0.4	39	1,769	14 x 8	3	2	2
CA__-0.5-39	0.5	39	1,267	18 x 7	3	3	3
CA__-0.6-39	0.6	39	912	23 x 11	5	4	4
CA__-1.0-39	1.0	39	537	29 x 13	5	4A	6
CA__-2.5-39	2.5	39	150	36 x 17	8	9	9
CA__-0.4-33	0.4	33	1,628	14 x 8	3	2	2
CA__-0.6-33	0.6	33	837	18 x 7	3	3	3
CA__-0.7-33	0.7	33	751	23 x 11	5	4	4
CA__-1.1-33	1.1	33	434	29 x 13	5	5	6
CA__-2.7-33	2.7	33	124	36 x 17	8	9	9

Part Number	I _{dc} Amp	L _O (mH) ±30% (2x)	DCR mOhm (2x)	Coil Size O.D. x Ht. (Nominal)	Mtg. Style Size		
					B	V / X	F
CA__-0.5-27	0.5	27	1,179	14 x 8	3	2	2
CA__-0.8-27	0.8	27	674	18 x 7	3	3	3
CA__-1.0-27	1.0	27	537	23 x 11	5	4	4
CA__-1.4-27	1.4	27	279	30 x 14	5	4A	6
CA__-3.2-27	3.2	27	87	37 x 17	8	9	9
CA__-0.5-22	0.5	22	960	14 x 8	3	2	2
CA__-0.9-22	0.9	22	542	18 x 7	3	3	3
CA__-1.0-22	1.0	22	485	23 x 11	5	4	4
CA__-1.5-22	1.5	22	227	30 x 14	5	4A	6
CA__-3.6-22	3.6	22	70	37 x 17	8	9	9
CA__-0.6-18	0.6	18	868	14 x 8	3	2	2
CA__-1.0-18	1.0	18	439	18 x 7	3	3	3
CA__-1.1-18	1.1	18	388	23x 11	5	4	4
CA__-1.6-18	1.6	18	205	30 x 14	5	4A	6
CA__-3.9-18	3.9	18	57	36 x 17	8	9	9
CA__-0.6-15	0.6	15	793	14 x 8	3	2	2
CA__-1.0-15	1.0	15	401	18 x 7	3	3	3
CA__-1.2-15	1.2	15	315	23 x 11	5	4	4
CA__-1.8-15	1.8	15	167	30 x 14	5	4A	6
CA__-4.3-15	4.3	15	47	36 x 17	8	9	9
CA__-0.7-12	0.7	12	709	14 x 8	3	2	2
CA__-1.1-12	1.1	12	358	18 x 7	3	3	3
CA__-1.4-12	1.4	12	253	23 x 11	5	4	4
CA__-1.9-12	1.9	12	149	30 x 13	5	4A	6
CA__-4.9-12	4.9	12	37	36 x 17	8	9	9
CA__-0.7-10	0.7	10	647	14 x 8	3	2	2
CA__-1.2-10	1.2	10	285	18 x 7	3	3	3
CA__-1.6-10	1.6	10	203	23 x 11	5	4	4
CA__-2.0-10	2.0	10	136	29 x 13	5	4A	6
CA__-5.0-10	5.0	10	34	36 x 17	8	9	9
CA__-1.1-6.8	1.1	6.8	342	14 x 8	3	2	2
CA__-1.3-6.8	1.3	6.8	235	18 x 7	3	3	3
CA__-2.0-6.8	2.0	6.8	148	23 x 11	5	4	4
CA__-2.6-6.8	2.6	6.8	79	30 x 13	5	4A	6
CA__-5.5-6.8	5.5	6.9	28	35 x 16	8	9	9

CA Series • Common Mode Toroidal Chokes

Electrical Specifications @25°C

Part Number	I _{DC} Amp	L ₀ (mH) ±30% (2x)	DCR mOhm (2x)	Coil Size O.D. x Ht. (Nominal)	Mtg. Style Size			Part Number	I _{DC} Amp	L ₀ (mH) ±30% (2x)	DCR mOhm (2x)	Coil Size O.D. x Ht. (Nominal)	Mtg. Style Size		
					B	V / X	F						B	V / X	F
CA_-1.2-5.6	1.2	5.6	276	14 x 8	3	2	2	CA_-1.9-1.2	1.9	1.2	71	14 x 8	3	2	2
CA_-1.5-5.6	1.5	5.6	193	18 x 7	3	3	3	CA_-3.1-1.2	3.1	1.2	44	18 x 7	3	3	3
CA_-2.0-5.6	2.0	5.6	120	23 x 11	5	4	4	CA_-5.0-1.2	5.0	1.2	20	23 x 11	5	4	4
CA_-2.8-5.6	2.8	5.6	72	29 x 13	5	4A	6	CA_-7.5-1.2	7.5	1.2	10	30 x 41	5	5	6
CA_-5.9-5.6	5.9	5.6	26	35 x 16	8	9	9	CA_-9.6-1.2	9.6	1.2	10	33 x 14	8	9	9
CA_-1.2-4.7	1.2	4.7	253	14 x 8	3	2	2	CA_-2.0-1.0	2.0	1.0	65	14 x 8	3	2	2
CA_-1.6-4.7	1.6	4.7	110	18 x 7	3	3	3	CA_-3.5-1.0	3.5	1.0	32	18 x 6	3	3	3
CA_-1.9-4.7	1.9	4.7	99	23 x 11	5	4	4	CA_-5.0-1.0	5.0	1.0	18	23 x 11	5	4	4
CA_-3.0-4.7	3.0	4.7	58	29 x 13	5	5	6	CA_-7.8-1.0	7.8	1.0	9	30 x 14	5	5	6
CA_-6.2-4.7	6.2	4.7	23	34 x 15	8	9	9	CA_-10-1.0	10	1.0	9	33 x 14	8	9	9
CA_-1.3-3.9	1.3	3.9	230	14 x 8	3	2	2	CA_-2.8-0.68	2.8	0.68	37	14 x 8	3	2	2
CA_-1.8-3.9	1.8	3.9	100	18 x 7	3	3	3	CA_-4.2-0.68	4.2	0.68	21	18 x 7	3	3	3
CA_-2.1-3.9	2.1	3.9	81	23 x 11	5	4	4	CA_-6.0-0.68	6.0	0.68	13	23 x 11	5	4	4
CA_-3.5-3.9	3.5	3.9	42	30 x 14	5	5	6	CA_-8.5-0.68	8.5	0.68	7	30 x 14	5	4A	6
CA_-6.8-3.9	6.8	3.9	19	34 x 15	8	9	9	CA_-11-0.68	11	0.68	7	33 x 14	8	9	9
CA_-1.5-3.3	1.5	3.3	165	14 x 8	3	2	2	CA_-3.6-0.47	3.6	0.47	28	14 X 8	3	2	2
CA_-2.0-3.3	2.0	3.3	92	18 x 7	3	3	3	CA_-6.0-0.47	6.0	0.47	11	18 x 7	3	3	3
CA_-3.0-3.3	3.0	3.3	52	23 x 11	5	4	4	CA_-7.0-0.47	7.0	0.47	10	23 x 11	5	4	4
CA_-4.0-3.3	4.0	3.3	34	30 x 14	5	5	6	CA_-9.5-0.47	9.5	0.47	6	29 x 13	5	5	6
CA_-7.5-3.3	7.5	3.3	16	34 x 15	8	9	9	CA_-12-0.47	12	0.47	6	32 x 13	8	9	9
CA_-1.5-2.7	1.5	2.7	172	14 x 8	3	2	2	CA_-3.2-0.33	3.2	0.33	17	14 x 8	3	2	2
CA_-2.2-2.7	2.2	2.7	83	18 x 7	3	3	3	CA_-6.1-0.33	6.1	0.33	7	18 x 6	3	3	3
CA_-3.5-2.7	3.5	2.7	47	23 x 11	5	4	4	CA_-7.2-0.33	7.2	0.33	7	23 x 11	5	4	4
CA_-4.8-2.7	4.8	2.7	22	30 x 14	5	5	6	CA_-10-0.33	10	0.33	5	29 X 13	5	4A	6
CA_-7.8-2.7	7.8	2.7	14	34 x 15	8	9	9	CA_-13-0.33	13	0.33	5	32 x 13	8	9	9
CA_-1.6-2.2	1.6	2.2	135	14 x 7	3	2	2	CA_-3.7-0.22	3.7	0.22	12	14 x 8	3	2	2
CA_-2.3-2.2	2.3	2.2	75	18 x 7	3	3	3	CA_-7.6-0.22	7.6	0.22	5	18 x 7	3	3	3
CA_-4.0-2.2	4.0	2.2	30	23 x 11	5	4	4	CA_-8.9-0.22	8.9	0.22	4	23 x 11	5	4	4
CA_-5.8-2.2	5.8	2.2	16	31 x 15	5	5	6	CA_-11-0.22	11	0.22	4	29 x 12	5	5	6
CA_-8.2-2.2	8.2	2.2	13	34 x 15	8	9	9	CA_-13-0.22	13	0.22	4	32 x 13	8	9	9
CA_-1.6-1.8	1.6	1.8	111	14 x 8	3	2	2	CA_-4.6-0.15	4.6	0.15	8	14 x 8	3	2	2
CA_-2.5-1.8	2.5	1.8	60	18 x 7	3	3	3	CA_-9.3-0.15	9.3	0.15	3	18 x 7	3	3	3
CA_-4.5-1.8	4.5	1.8	27	23 x 11	5	4	4	CA_-10-0.15	10	0.15	3	23 x 11	5	4	4
CA_-6.0-1.8	6.0	1.8	14	30 x 14	5	5	6	CA_-12-0.15	12	0.15	3	29 x 12	5	5	6
CA_-8.7-1.8	8.7	1.8	12	34 x 15	8	9	9	CA_-16-0.15	16	0.15	3	32 x 13	8	9	9
CA_-1.8-1.5	1.8	1.5	89	14 x 8	3	2	2	CA_-5.7-0.10	5.7	0.10	5	14 x 8	3	2	2
CA_-2.8-1.5	2.8	1.5	49	18 x 7	3	3	3	CA_-10-0.10	10	0.10	2	18 x 7	3	3	3
CA_-5.0-1.5	5.0	1.5	22	23 x 11	5	4	4	CA_-12-0.10	12	0.10	2	22 x 11	5	4	4
CA_-7.0-1.5	7.0	1.5	11	31 x 15	5	5	6	CA_-13-0.10	13	0.10	3	28 x 12	5	5	6
CA_-9.1-1.5	9.1	1.5	11	33 x 14	8	9	9	CA_-17-0.10	17	0.10	3	32 x 13	8	9	9

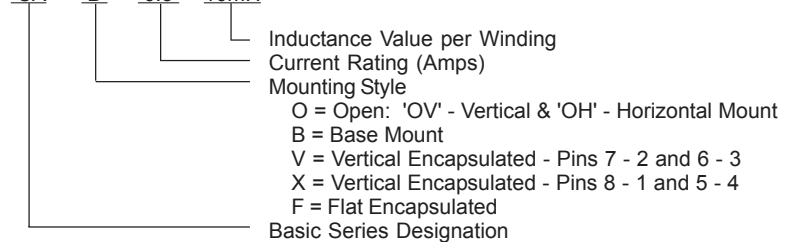
Talema's Engineering staff can assist in the design of other inductance values and sizes.

Notes:

- Inductance measured @10 KHz
L < 2mH test level < 2.5mA
L > 2mH test level < 250mV
- Inductance loss <10% by DC preload with I_N (current compensated).
- DC Resistance measured at 25°C ±5°C.
- Test voltage per VDE 0565/2
- 250Vac Nominal Operating Voltage
- Maximum Ambient Temperature: 60°C

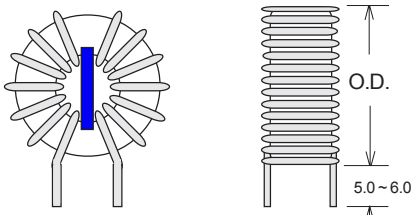
Ordering Key

CA B - 0.5 - 10mH

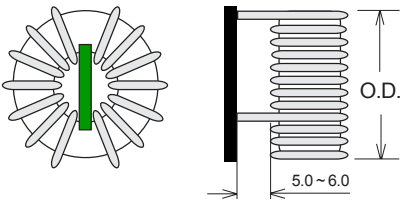


Mounting Style • CA Series • Common Mode Toroidal Chokes

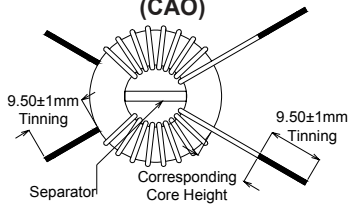
Open Style Style 'OV' - Vertical Mount (CAOV)



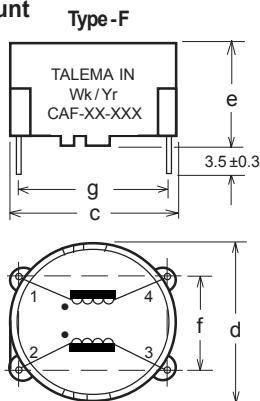
Style 'OH' - Horizontal Mount (CAOH)



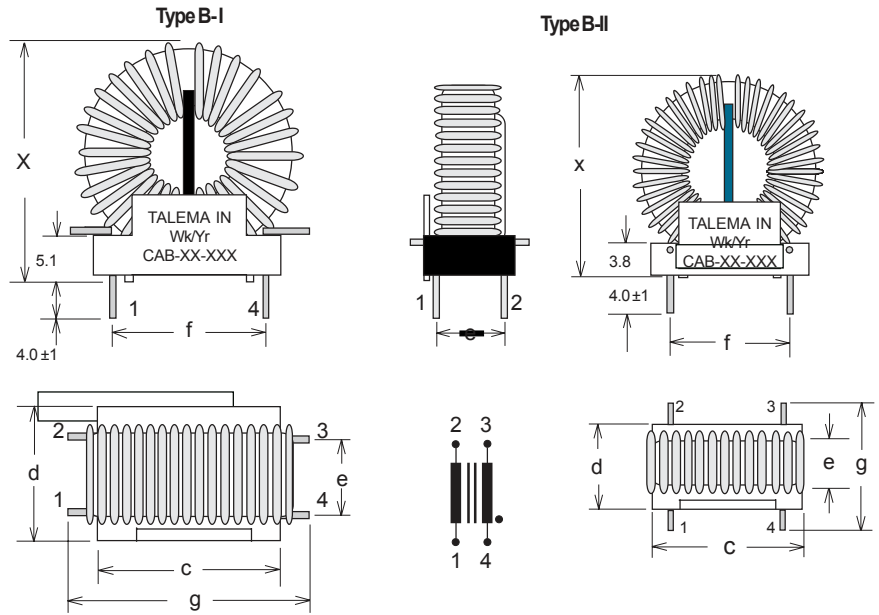
Style 'O' - Open Mount with Flyleads (CAO)



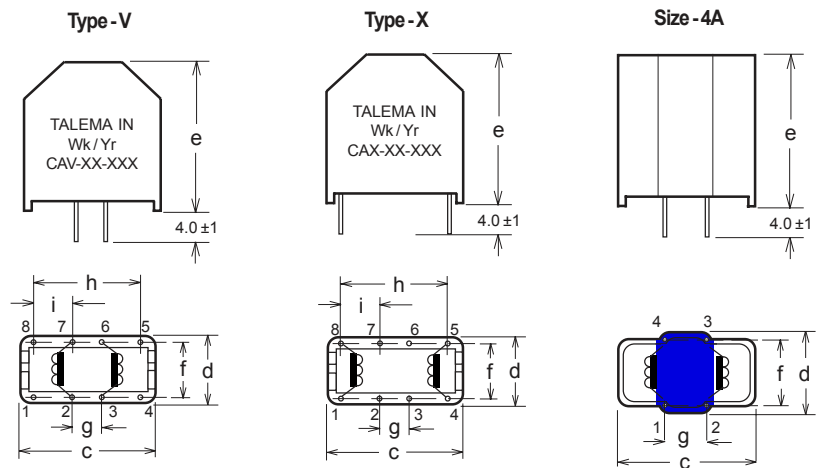
Flat Mount



Type B - Base Mount (CAB)



Vertical Mount



Mounting Style	Size Code	Dimension Tolerance - Inches ±0.010 (mm±0.25)									
		c	d	e	f	g	h	i	x	Pin Ø	
Base Mount	B- II	3	19.1	10.8	6.4	15.2	15.9	--	--	Coil O.D. + 3.8	1.02
	B- I	5	25.4	16.0	10.2	20.3	34.3	--	--	Coil O.D. + 3.5	1.27
		8	27.9	20.3	15.2	22.9	36.8	--	--		
Vertical Mount	"V" Pins 7-2 & 6-3	2	17.8	12.8	20.0	10.0	5.0	15.0	5.0	--	0.60 x 0.88
		3	23.0	15.5	25.0	12.5	10.0	20.0	5.0	--	0.60 x 0.88
	"X" Pins 8-1 & 5-4	4	27.0	18.0	30.0	15.0	12.5	22.5	5.0	--	0.60 x 0.88
		4A	32.5	18.0	35.0	15.0	12.5	--	--	--	0.75 x 1.10
		5	32.0	20.5	35.0	17.5	12.5	27.5	7.5	--	0.75 x 1.10
Flat Mount	F	2	17.5	17.0	12.5	10.0	15.0	--	--	--	0.60 x 0.88
		3	22.5	22.0	15.0	12.5	20.0	--	--	--	0.60 x 0.88
		4	27.5	27.0	17.5	15.0	25.0	--	--	--	0.60 x 0.88
		6	32.5	32.0	20.0	20.0	30.0	--	--	--	0.60 x 0.88
		9	42.5	42.0	28.5	25.0	35.0	--	--	--	0.75 x 1.10

Regional Locations - Design, Manufacturing, Sales & Marketing
Talema Group Regional Offices
North America
**United States
(Sales & Marketing)**

Talema Group, LLC
 PO Box 935
 900 Innovation Drive
 Suite 120, Rolla
 Missouri 65402
 Tel: +1 573-303-3675
 E-Mail:
sales@talemagroup.com
 Web: www.talema.com

Asia
**India
(Design, Manufacturing, Sales & Marketing)**

Administrative Office
Talema Electronic India Private Limited
 Door No. 221, 1st and 2nd Floor
 KJ Plaza, Opp.to Vidya Mandir School
 Meyanoor Main Road
 Salem - 636 004 Tamil Nadu INDIA
 Tel: +91 427 - 243 3100
 Fax: +91 427 - 243 3109
 E-Mail: talema@talemaindia.net
 Web: www.talema.com

Factory Premises
Talema Electronic India Private Limited
 Plot Nos. 30, 31 Electrical and Electronic
 Industrial Estate
 Suramangalam
 Salem - 636 005 Tamil Nadu INDIA
 Tel: +91 427 - 243 3000
 E-Mail: talema@talemaindia.net
 Web: www.talema.com

Europe
**Germany
(Design, Sales & Marketing)**

Talema Elektronik GmbH
 Sembdnerstr. 5
 82110 Germering
 Tel: +49 89 - 841 00 - 0
 Fax: +49 89 - 841 00 25
 E-Mail: info@talema.de
 Web: www.talema.com

**Ireland
(Design, Sales & Marketing)**

Nuvotem TEO
 Units W & X, Gweedore Business Park
 Derrybeg, Letterkenny, Co. Donegal
 Tel: +353 (0) 74 95 48666
 Fax: +353 (0) 74 95 48139
 E-Mail: info@nuvotem.com
 Web: www.nuvotem.com

**Czech Republic
(Design, Manufacturing, Sales & Marketing)**

NT Magnetics s.r.o.
 Chebská 27
 322 00 Plzeň
 Tel: +420 377 - 338 351
 Fax: +420 377 - 338 350
 E-Mail: talema@talema.cz
 Web: www.ntmagnetics.cz

Locations of Talema Group Regional Offices
