


Data sheet | Item number: 793-476

WMB marking card; as card; MARKED; 21, 23, 25, 27, 29, 31, 33, 35, 37, 394, 36, 38, 40; not stretchable; Horizontal marking; snap-on type; white

www.wago.com/793-476



Subject to changes. Please also observe the further product documentation!

WAGO GmbH & Co. KG
Hansastr. 27
32423 Minden
Phone: +49571 887-0 | Fax: +49571 887-169
Email: info.de@wago.com | Web: www.wago.com

Do you have any questions about our products?
We are always happy to take your call at +49 (571) 887-44222.



Data

Technical data

Marking method	Thermal transfer
Marking	21, 23, 25, 27, 29, 31, 33, 35, 37, 39; (5x) / 22, 24, 26, 28, 30, 32, 34, 36, 38, 40; (5x)
Marking direction	Horizontal marking
Marking color	black
Marking type	Numbers
Marking differentiation	Consecutive numbers per strip
Delivery form	Marker card
Delivery form configuration	10 strips with 10 markers per card
Flammability class per UL94	V2

Physical data

Marker/strip width	5 mm
Marker width	5 mm

Mechanical Data

Smear resistance	EN 60998-1:2004
------------------	-----------------

Material Data

Color	white
UV resistance	EN 60068-2-5:2010 Procedure B
Halogen-free	Yes
Weight	8.8 g
Fire load	0.264 MJ

Commercial data

Product Group	2 (Terminal Block Accessories)
eCl@ss 10.0	27-14-11-37
eCl@ss 9.0	27-14-11-37
ETIM 8.0	EC000761
ETIM 7.0	EC000761
PU (SPU)	50 (5) pcs
Packaging type	box

Subject to changes. Please also observe the further product documentation!



Country of origin	DE
GTIN	4017332631334
Customs tariff number	49119900000

Environmental Product Compliance

RoHS Compliance Status	Compliant, No Exemption
------------------------	-------------------------

Downloads


Environmental Product Compliance

Compliance Search

Environmental Product Compliance 793-476	URL	Download
WMB marking card; as card; MARKED; 21, 23, 25, 27, 29, 31, 33, 35, 37, 394, 36, 38, 40; not stretchable; Horizontal marking; snap-on type; white		

Installation Notes

Application



Separating a strip from the WMB or WMB marker card.



Stretching a WMB marker strip.

Subject to changes. Please also observe the further product documentation!




Separating an individual marker from the WMB marker strip – for larger terminal blocks.




Snapping a marking strip into the marker slot.

Marking



Snapping a WMB marker strip into the marker slot of the double marker carrier.



Snapping a marking strip into the marker slot.

Product family

WMB Multi marking system

[Show all products from the family](#)

Subject to changes. Please also observe the further product documentation!