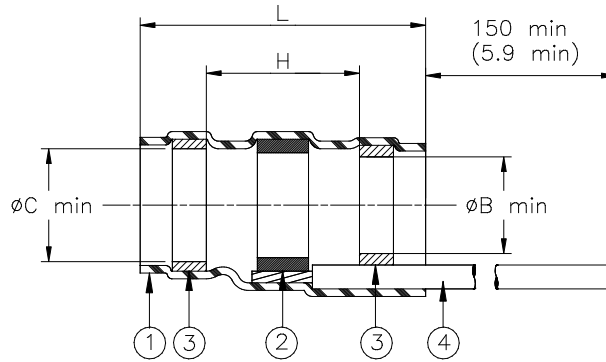


CUSTOMER DRAWING



Product Name	Ident Code	Product Dimensions				Cable Dimensions		
		L±1.75 (L±0.075)	øB min	øC min	H min	øE max	øF min	øD max
SO96-1-55-22-95	SO961R	16.5 (0.650)	1.90 (0.075)	2.67 (0.105)	8.20 (0.322)	2.67 (0.105)	0.90 (0.035)	1.90 (0.075)
SO96-2-55-22-95	SO962R	16.5 (0.650)	2.67 (0.105)	3.68 (0.145)	8.20 (0.322)	3.68 (0.145)	1.40 (0.055)	2.67 (0.105)
SO96-3-55-22-95	SO963R	16.5 (0.650)	4.32 (0.170)	5.08 (0.200)	8.20 (0.322)	5.08 (0.200)	2.15 (0.085)	4.32 (0.170)
SO96-4-55-22-95	SO964R	19.1 (0.750)	5.97 (0.235)	6.48 (0.255)	8.20 (0.322)	6.48 (0.255)	3.30 (0.130)	5.97 (0.235)
SO96-5-55-22-95	SO965R	19.1 (0.750)	6.98 (0.275)	7.62 (0.300)	8.20 (0.322)	7.62 (0.300)	4.30 (0.170)	6.98 (0.275)

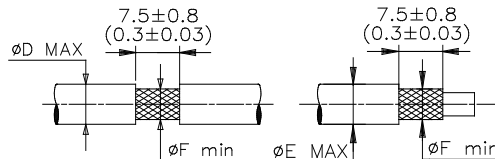
MATERIALS

- INSULATION SLEEVE: Heat-shrinkable, transparent blue, radiation cross-linked modified polyvinylidene fluoride.
- SOLDER PREFORM WITH FLUX AND THERMAL INDICATOR:
SOLDER: TYPE Sn96 per ANSI-J-STD-006.
FLUX: TYPE ROM1 per ANSI-J-STD-004.
THERMAL INDICATOR: Color change orange to colorless.
- MELTABLE RINGS: Environment resistant thermoplastic. Color: blue.
- PRE-INSTALLED LEAD: Raychem 55A0813-22-95 in accordance with MIL-W-22759/41-22-95 AWG22 stranded nickel plated copper. Color: white with green stripe.


APPLICATION

- These parts are designed to an environment resistant shield termination on cables, rated for 150°C minimum, meeting the dimensional criteria listed, having nickel-plated shields and insulations compatible with the insert material.
See MIL-S-83519/1 or consult Raychem.
- Temperature range: -55°C to +175°C.
- Parts shall be marked with identification code per table.
- Install using TE Connectivity-approved convection or infra-red heating tools in accordance with Raychem Process Standard RCPS-100-70. Infrared tools are not recommended for use with black jackets.

For best results, prepare the wire as shown:



TE Connectivity, TE connectivity (logo), Raychem, Thermofit, and SolderSleeve are trademarks

		Raychem THERMOFIT DEVICES	TITLE: SOLDERSLEEVE DEVICE SHIELD TERMINATION WITH LEADS, HIGH TEMPERATURE IMMERSION RESISTANT		
UNLESS OTHERWISE SPECIFIED DIMENSIONS ARE IN MILLIMETERS. INCHES DIMENSIONS ARE BETWEEN BRACKETS.			DOCUMENT NO.: SO96-X-55-22-95		
TOLERANCES: 0.00 N/A 0.0 N/A 0 N/A	ANGLES: N/A ROUGHNESS IN MICRON	TE Connectivity reserves the right to amend this drawing at any time. Users should evaluate the suitability of the product for their application.	Revision: A	Issue Date: April 2020	
DRAWN BY: M. FORONDA	DATE: 06-Jan-00	ECO: ECO-20-004961	SCALE: None	SIZE: A	SHEET: 1 of 1

Print Date: 16-Apr-20 If this document is printed it becomes uncontrolled. Check for the latest revision