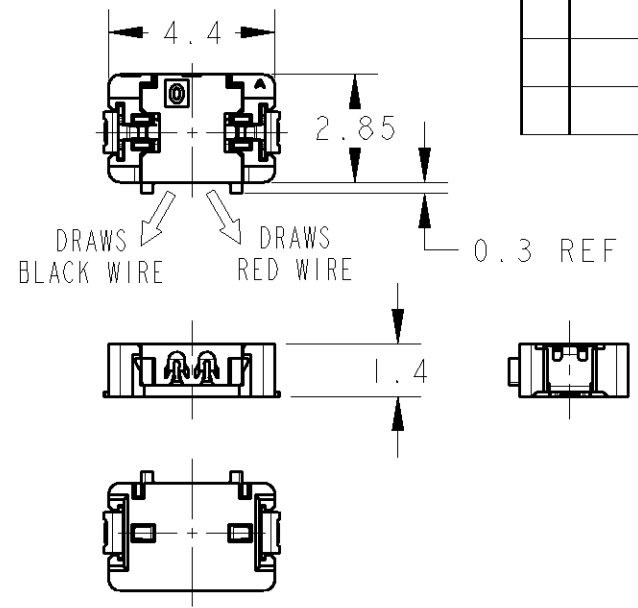
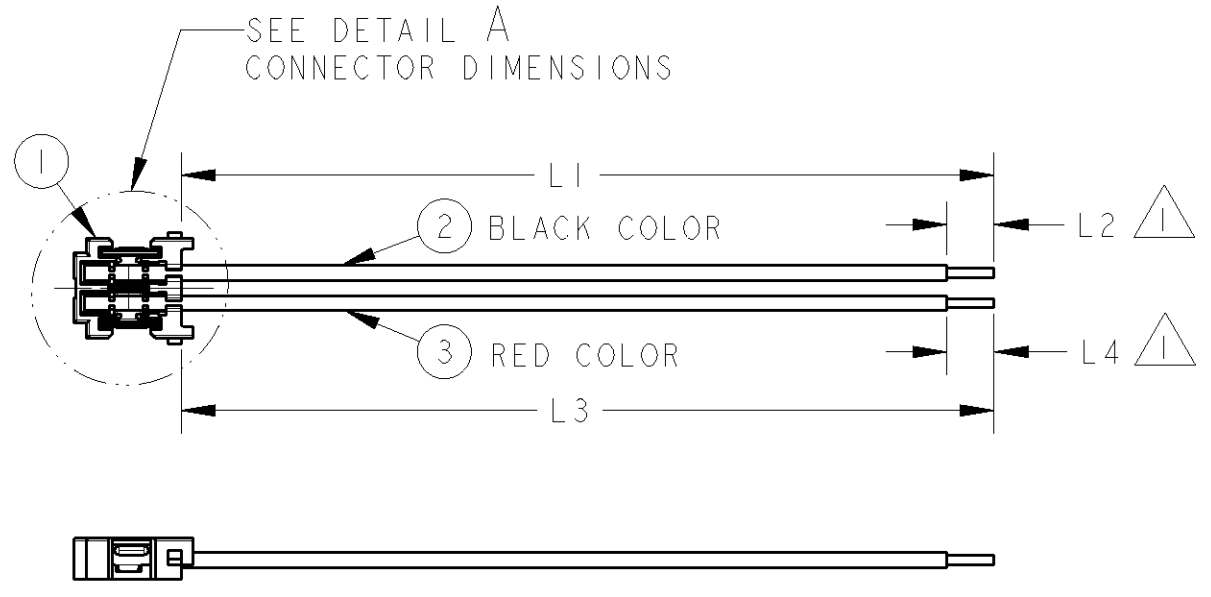
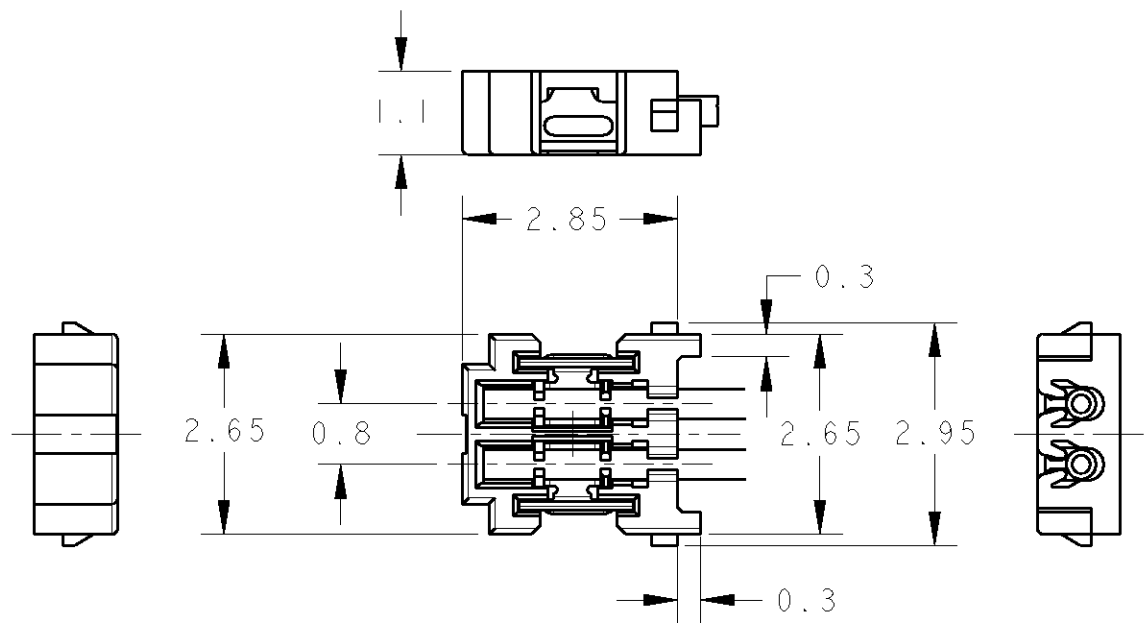


THIS DRAWING IS UNPUBLISHED. RELEASED FOR PUBLICATION 2007
 © COPYRIGHT 2007 BY TYCO ELECTRONICS CORPORATION. ALL RIGHTS RESERVED.

LOC	DIST	REVISIONS			
P	LTR	DESCRIPTION	DATE	DWN	APVD
J	-	D	REVISED	28FEB2008	R.T Y.N



REFERENCE CONNECTOR MATING CONDITION
SCALE 5:1



DETAIL A
CONNECTOR DIMENSIONS
SCALE 10:1

NOTICE:
THIS DRAWING INCLUDES TYCO ELECTRONICS CONFIDENTIAL OR PROPRIETARY INFORMATION THAT MAY ALSO BE LEGALLY PRIVILEGED.

1±0.5	13.5±1	1±0.5	13.5±1	1981812-1
L4	L3	L2	L1	PART NUMBER

- ① OUTER COVER CABLE IS PEELED AND SOLDERED.
- ② MINIMUM PACKING QTY: 120EA PER POLY BAG

QTY	MATERIAL, FINISH	DESCRIPTION	ITEM
1	UL1867 PVC FREE INSULATED SOFT COPPER WIRE, AWG32, RED, ETFE	RED CABLE	③
1	UL1867 PVC FREE INSULATED SOFT COPPER WIRE, AWG32, BLACK, ETFE	BLACK CABLE	②
1	MICRO SLP WIRE CONNECTOR 2P, INSULATOR: BR FREE MATERIAL CONTACT: Au 0.3μm MIN OVER Ni 1.3μm MIN	CONNECTOR	①

<small>THIS DRAWING IS A CONTROLLED DOCUMENT FOR TYCO ELECTRONICS CORPORATION IT IS SUBJECT TO CHANGE AND THE CONTROLLING ENGINEERING ORGANIZATION SHOULD BE CONTACTED FOR THE LATEST REVISION.</small>		DWN R.TANAKA 19JAN2007 CHK C.OHASHI 19JAN2007 APVD Y.NAKAZAWA 19JAN2007		Tyco Electronics Tyco Electronics AMP K.K. Kawasaki, Japan	
DIMENSIONS: mm 		TOLERANCES UNLESS OTHERWISE SPECIFIED: 0 PLC ±0.2 1 PLC ±0.15 2 PLC ±0.1 3 PLC ±0.1 4 PLC ±0.1 ANGLES ±5		NAME MICRO SLP CONNECTOR, 2POS CABLE ASSEMBLY	
MATERIAL SEE TABLE		FINISH SEE TABLE		PRODUCT SPEC 108-78466 APPLICATION SPEC 114-5426 WEIGHT 0.025g	
CUSTOMER DRAWING				SIZE A3 CAGE CODE 00779 DRAWING NO C-1981812 RESTRICTED TO -	
SCALE 5:1				SHEET 1 OF 1 REV D	