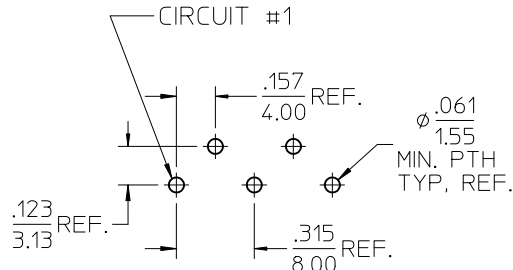
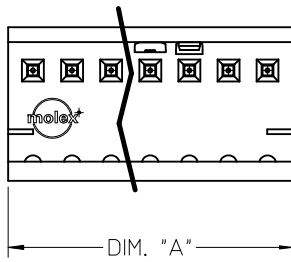
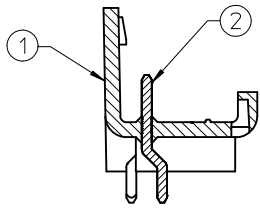


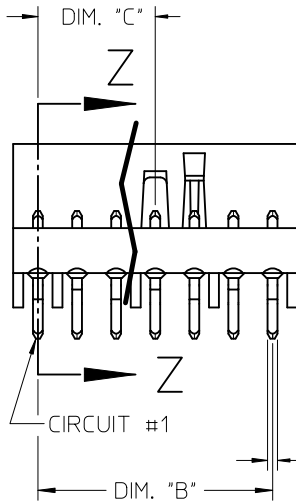
REF. P/N 394850007 SHOWN



RECOMMENDED PCB FOOTPRINT (5 CIRCUIT SHOWN)



SECTION Z-Z



.126 REF. TYP. 3.20
.040 1.02 TYP. SQUARE, REF.

CIRCUIT SIZE	HEADER ASSEMBLY MATERIAL NO.	DIM "A"	DIM "B"	DIM "C"
2	39485-0002	.356/9.03	.158/4.00	.000/0.00
3	39485-0003	.513/13.03	.315/8.00	.000/0.00
4	39485-0004	.671/17.03	.473/12.00	.158/4.00
5	39485-0005	.828/21.03	.630/16.00	.315/8.00
6	39485-0006	.986/25.03	.788/20.00	.315/8.00
7	39485-0007	1.143/29.03	.945/24.00	.473/12.00
8	39485-0008	1.301/33.03	1.103/28.00	.473/12.00
9	39485-0009	1.458/37.03	1.260/32.00	.630/16.00
10	39485-0010	1.616/41.03	1.418/36.00	.630/16.00
11	39485-0011	1.773/45.03	1.575/40.00	.788/20.00
12	39485-0012	1.931/49.03	1.733/44.00	.788/20.00
13	39485-0013	2.088/53.03	1.890/48.00	.945/24.00
14	39485-0014	2.246/57.03	2.048/52.00	.945/24.00
15	39485-0015	2.403/61.03	2.205/56.00	1.103/28.00
16	39485-0016	2.561/65.03	2.363/60.00	1.103/28.00
17	39485-0017	2.718/69.03	2.520/64.00	1.260/32.00
18	39485-0018	2.876/73.03	2.678/68.00	1.260/32.00
19	39485-0019	3.033/77.03	2.835/72.00	1.418/36.00
20	39485-0020	3.191/81.03	2.993/76.00	1.418/36.00
21	39485-0021	3.348/85.03	3.150/80.00	1.575/40.00
22	39485-0022	3.506/89.03	3.308/84.00	1.575/40.00
23	39485-0023	3.663/93.03	3.465/88.00	1.733/44.00
24	39485-0024	3.821/97.03	3.623/92.00	1.733/44.00

NOTES: (D)

1. MATERIALS: SEE CHART.
2. FINISHES: SEE CHART.
3. PRODUCT SPECIFICATION: PS-39484-001.
4. MATES WITH TIN PLATED SERIES 39484 PLUG ASSEMBLIES.
5. ALL DIMENSIONS ARE REFERENCE.
6. ALL MATERIALS AND FINISHES ARE ROHS COMPLIANT.

ITEM #	QTY.	DESCRIPTION	MATERIAL & FINISH
2	XX	HEADER PIN	COPPER ALLOY, 100µ" TIN PLATED
1	1	HEADER BODY	GLASS FILLED POLYAMIDE 6T/66, BLACK

REV. NOTES, TB WAS MAP EC NO: MNA2012-010 DR: WAINSTONE 2011/08/19 CHKDK: JOZWIK 2011/11/23 APPR: DJITUS 2011/11/23 D	QUALITY SYMBOLS ▽=0 ▽=0	GENERAL TOLERANCES (UNLESS SPECIFIED)		DIMENSION STYLE IN/MM		SCALE 2:1	DESIGN UNITS INCH	THIRD ANGLE PROJECTION			
		4 PLACES ± --- ± --- 3 PLACES ± --- ± .015 2 PLACES ± 0.38 ± --- 1 PLACE ± --- ± ---	mm INCH	DRAWN BY C. YORK	DATE 2008/05/21	4.00MM HEADER ASSEMBLY TIN PLATING					
		ANGULAR ± 1°		CHECKED BY R. DEROSS	DATE 2008/05/21						
		DRAFT WHERE APPLICABLE MUST REMAIN WITHIN DIMENSIONS		APPROVED BY R. DEROSS	DATE 2008/05/21	MATERIAL NO. SEE CHART		DOCUMENT NO. SD-39485-001		SHEET NO. 1 OF 1	

MOLEX INCORPORATED

THIS DRAWING CONTAINS INFORMATION THAT IS PROPRIETARY TO MOLEX INCORPORATED AND SHOULD NOT BE USED WITHOUT WRITTEN PERMISSION