

PAGE 1/2

ISSUE 22-03-22

SERIE : SPnT

PART NUMBER : R574823540

RF CHARACTERISTICS

Number of ways : 5
 Frequency range : 0 - 40 GHz
 Impedance : 50 Ohms

Frequency (GHz)	DC - 6	6 - 12.4	12.4 - 18	18 - 26.5	26.5 - 40
VSWR max	1,30	1,40	1,50	1,70	2,20
Insertion loss max	0.20 dB	0.40 dB	0.50 dB	0.70 dB	1.10 dB
Isolation min	70 dB	60 dB	60 dB	55 dB	50 dB
Average power (*)	40 W	30 W	25 W	15 W	5 W

TERMINATION IMPEDANCE : 50 Ohms
 TERM. AVG. POWER AT 25° C : 1 W per termination / 3 W total power

ELECTRICAL CHARACTERISTICS

Actuator : LATCHING
 Nominal current ** : 125 mA / RESET : 625 mA ****
 Actuator voltage (Vcc) : 28V (24 to 30V) / POSITIVE COMMON
 Terminals : solder pins (250°C max. / 30 sec.)

MECHANICAL CHARACTERISTICS

Connectors : SMA 2.9 female per MIL-C 39012
 Life : 2 million cycles per position
 Switching Time*** : < 15 ms
 Construction : Splashproof
 Weight : < 250 g

ENVIRONMENTAL CHARACTERISTICS

Operating temperature range : -40°C to +85°C
 Storage temperature range : -55°C to +85°C

(* Average power at 25°C per RF Path)

(** At 25° C ±10%)

(*** Nominal voltage ; 25° C)

(**** Reset : supply voltage time 1sec. max. / duty cycle 10%)



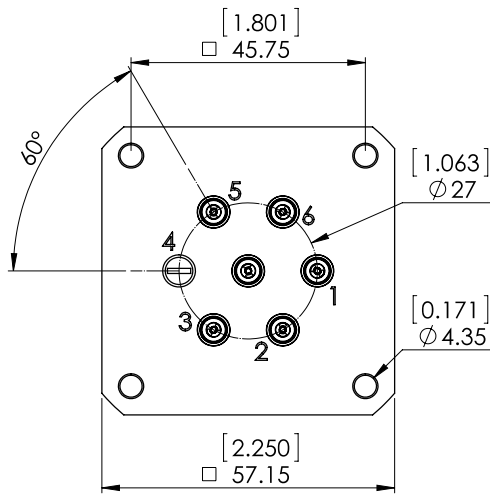
PAGE 2/2

ISSUE 22-03-22

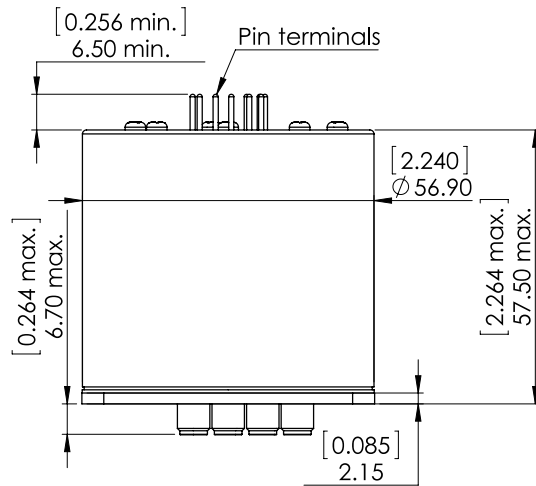
SERIE : SPnT

PART NUMBER : R574823540

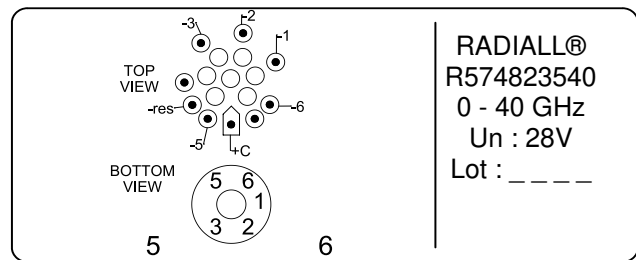
DRAWING



Voltage	RF Continuity
+C -RESET	All ports open
+C -1	IN ↔ 1
+C -2	IN ↔ 2
+C -3	IN ↔ 3
+C -5	IN ↔ 5
+C -6	IN ↔ 6



LABEL



General tolerances : ±0,5 mm [0,02 in]

SCHEMATIC DIAGRAM

