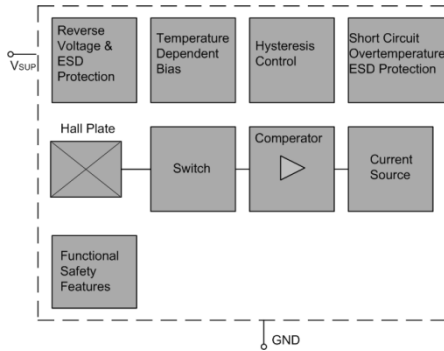


HS-3511-05-0300



Product image serves as example only.

### Block Diagram



## HS-3511-05-0300

Unipolar 2 - Wire  
Flatpack Hall Effect Sensor

### Features

- › Compact size
- › Various switching sensitivities
- › Customized types available

### Approvals




### Absolute Maximum Ratings

Stresses beyond those listed in the "Absolute Maximum Ratings" may cause permanent damage to the device  
Functional operation of the device at these conditions is not implied. Exposure to the absolute rating conditions for extended periods will affect device reliability

Symbol	Parameter	wire colour	Min.	Max.	Unit	Conditions
V <sub>SUP</sub>	Supply voltage	red	- 18		V	t < 1000 h <sup>1)</sup>
			-	28	V	t < 96 h <sup>1)</sup>
			-	32	V	t < 5 min <sup>1)</sup>
			-	40	V	t < 5 x 400 ms <sup>1)</sup> with series resistor R <sub>v</sub> > 100 Ohm
V <sub>OUT</sub>	Output voltage	red	- 0.5		V	t < 1000 h <sup>1)</sup>
			-	28	V	t < 96 h <sup>1)</sup>
			-	32	V	t < 5 min <sup>1)</sup>
			-	40	V	t < 5 x 400 ms <sup>1)</sup> with series resistor R <sub>v</sub> > 100 Ohm
I <sub>O</sub>	Output current	red	-	65	mA	
I <sub>OR</sub>	Reverse output current	red	- 50		mA	

<sup>1)</sup> No cumulative stress All voltages listed are referenced to ground (GND)

### Dimensions



### Wire Assignment

Name	Function	Cable colour
VSUP	Supply voltage and output	red
GND	Ground	black

HS-3511-05-0300  
 wire length [mm]

### Material Information

	Material	Colour
Housing	PA6	black
Cable	UL1007/1569, AWG 24	red, black
Potting compound	Epoxy	black

### Environmental Characteristics

Operating temperature	°C	- 20 to + 85
-----------------------	----	--------------

HS-3511-05-0300



HS-3511-05-0300

Unipolar 2 - Wire  
Flatpack Hall Effect Sensor

### Characteristics

At recommended operation conditions if not otherwise specified in the column "Conditions".

Typical characteristics for  $T_J = 25\text{ }^\circ\text{C}$  and  $V_{SUP} = 12\text{ V}$

Symbol	Parameter	wire colour	Min.	Typ.	Max.	Unit	Conditions
<b>Supply</b>							
$I_{SUPlo}$	Low supply current	red	2		5	mA	
$I_{SUPlo}$	High supply current	red	12		17	mA	
$I_{SUPhi}$	Reverse current	red			1	mA	for $V_{SUP} = -18\text{ V}$
<b>Output</b>							
$t_f$	Output fall time <sup>1)</sup>				1	$\mu\text{s}$	<sup>1)</sup> $V_{SUP} = 12\text{ V}$ ;
$t_r$	Output rise time				1	$\mu\text{s}$	
$t_d$	Delay time <sup>1)</sup>			16		$\mu\text{s}$	
$t_{samp}$	Output refresh period		1.6	2	2.66	$\mu\text{s}$	
$t_{en}$	Enable time of output after settling of $V_{SUP}$			50		$\mu\text{s}$	$V_{SUP} = 12\text{ V}$ $B > B_{on} + 2\text{ mT}$ or $B < B_{off} - 2\text{ mT}$

### Power-on-self-test

Self test can be triggered externally; details on request

<sup>1)</sup> Guaranteed by design

### Recommended Operating Conditions

Symbol	Parameter	wire colour	Min.	Max.	Unit	Conditions
$V_{SUP}$	Supply voltage	red	3.0	24	V	

### Magnetic Characteristics Overview

Symbol	Parameter	wire colour	Min.	Typ.	Max.	Unit	Conditions
$B_{ONth}$	ON threshold range <sup>1)</sup>	-	-30		30	mT	
$B_{OOth}$	OFF threshold range <sup>1)</sup>	-	-30		30	mT	
$B_{th}$	Adjustable step size <sup>2)</sup>	-		0.5		mT	
$T_C$	Temperatur compensation of magnetic thresholds <sup>3)</sup>	-	0		-3000	ppm/K	

<sup>1)</sup> Available range

<sup>2)</sup> Small steps at small values, bigger steps at higher values. May not be undercut

<sup>3)</sup> Different temperature compensation available on request

HS-3511-05-0300



**HS-3511-05-0300**

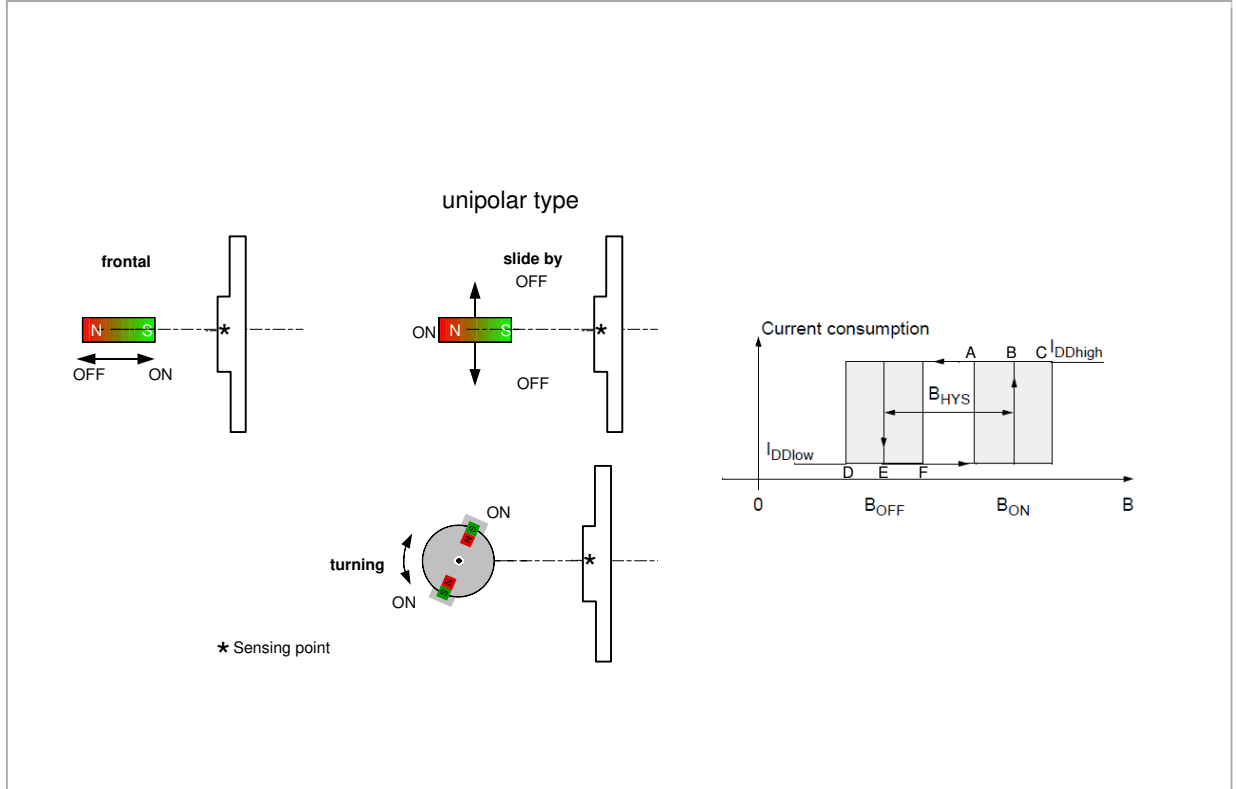
Unipolar 2 - Wire  
Flatpack Hall Effect Sensor

**Magnetic Characteristics**

Switching Type	Temp. koef. of magnetic thresh. TC [ppm/K]	On point $B_{ON}$			Off point $B_{OFF}$			Hysteresis $B_{HYS}$ <sup>1)</sup>		
		Min.	Typ.	Max.	Min.	Typ.	Max.	Min.	Typ.	Max.
			[mT]			[mT]			[mT]	
latching	0	tbd.	6.0	tbd.	tbd.	4.0	tbd.	-	2.0	-
		A	B	C	D	E	F			

<sup>1)</sup> The hysteresis is the difference between the switching points  $B_{HYS} = B_{ON} - B_{OFF}$

**Magnetic Approach (for example)**



**Off-center position of sensing point**

