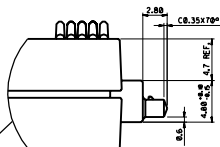
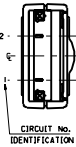
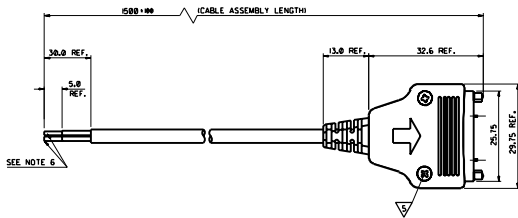
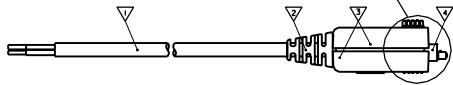


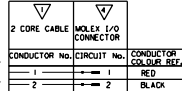
NO.	QUANTITY	SUPPLIER	DESCRIPTION	PART NO.	SEE NOTE
▽	1500mm	NO PREFERRED SUPPLIER	2 CORE CABLE	99036-0045	3, 4, 6
▽	1	MOLEX	MOULDED ON GROMMET	99038-0021	5
▽	1	MOLEX	UPPER SHELL LOWER SHELL	91200-0004 91200-0003	2
▽	1	MOLEX	MOBILE PHONE CONTACT UNIT	9101-5002	1, 2
▽	2	NO PREFERRED SUPPLIER	SELF TAPPING SCREWS	98848-0021	4



SCALE 5/1



WIRING DIAGRAM 2 CORE CABLE



NOTES:

1. MATES WITH 9100 SERIES HANDED CONNECTOR.
2. SEE PRODUCT SPECIFICATION PS-99020-0011.
3. ONLY AVAILABLE FROM MOLEX AS PART OF A CABLE ASSEMBLY.
4. SUPPLIER OR CUSTOMER APPROVED EQUIVALENT.
5. PACKAGING 10 PER BAG.
6. CONDUCTORS TO BE STRIPPED AND TINED.

N/A X

X

JJOCORNE 97/10/10

CHARGER CABLE ASSEMBLY

FHENNESH 98/01/22

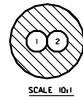
10 MWILHITE 98/01/22

1/2 S9260116.DGN 92601-0016 5D-92601-015 1 OF 1

PIN POSITION MOD.
ECN 1-88455
JJOCORNE 98/01/10
A2

SPC

MOLEX CABLE SPECIFICATION		ALL DIMENSIONS SHOWN IN MM		LANGUAGE
MOLEX	CABLE SPECIFICATION	ALL DIMENSIONS SHOWN IN MM	ENGLISH	ENGLISH
TABLE USE:	FLAT <input type="checkbox"/> ROUND <input type="checkbox"/>	SPRIN CABLE YES <input type="checkbox"/> NO <input type="checkbox"/>	OTHER <input type="checkbox"/>	
2. CABLE REQUIREMENTS:	NO. OF CONDUCTORS <input type="checkbox"/>			
3. CONDUCTOR SPECIFICATIONS:				
CONDUCTOR NO.		1		
CONDUCTOR:		2		
- MATERIAL:		THREE CL THREE CL		
- A.S.B.:		22		
- STRIPPING APPROXIMATE:		7.00 7.00		
- TENSILE STRENGTH:		N/A N/A		
- MATERIAL:		PVC PVC		
- MIN. WALL THICKNESS:		0.25 0.25		
- CONDUIT:		BLACK RED		
- OUTSIDE DIAMETER:		1.27 DIA		
- SECTION OF LAY:		1 1		
- LENGTH OF LAY:		407.6		
- USE/NOTE:		IN - 2004		
4. FINISH: FINISH TO MATCH THE ASSEMBLY HOUSING				
5. CABLE JOINT TYPE: PVC				
- MIN. WALL THICKNESS: 0.25				
- COLOUR: BLACK				
- MARKING: NONE				



92601-0016
5D-92601-015

Sht. 1 of 1		MRI-SD-92601-015			
MODIFICATION RECORD INDEX					
ECN	ISS.	DATE	INIT	SPRIS. AFFECTED	DESCRIPTION OF MOD.
ECN E80174	A	97.10.21	JOC	I	ORIGINAL ISSUE
ECN E80347	A1	98.02.16	JOC	I	COMPONENT PART NO. MOD.
ECN E80455	A2	98.04.16	JOC	I	PIN POSITION MOD.
MOLEX EUROPE					
REVISE ONLY ON CAD SYSTEM					
DGMN FILENAME: S9260116.DGN					
DTE: A2					

PRE-RELEASE
REFERENCE
USE ONLY

LEVEL CHART

1	17	33	49
2	18	34	50
3	19	35	51 LEVEL INDEX
4	20	36	52 RESERVED
5	21	37	53 RESERVED
6	22	38	54 Inspection Bar Icons
7	23	39	55 DIMENSIONS
8	24	40	56 TABLES/CHARTS
9	25	41	57 REVISION TEXT & MRI
10	26	42	58 Notes/Part - Engineer
11	27	43	59 Bill of Material
12	28	44	60 Notes/Part - Designer
13	29	45	61
14	30	46	62 Notes/Part - Technician
15	31	47	63 RESERVED
16	32	48	