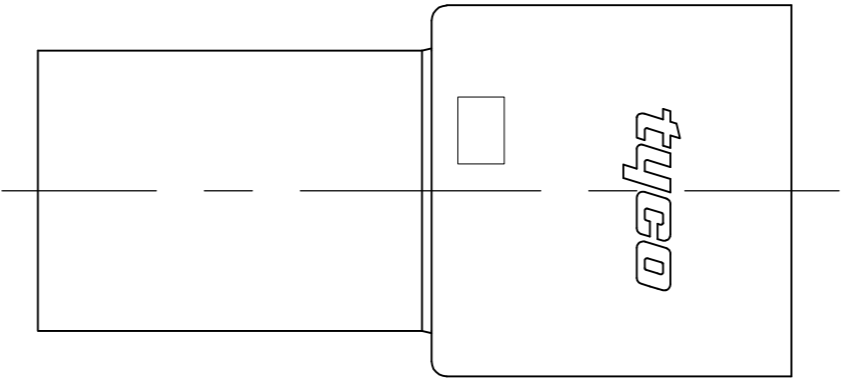


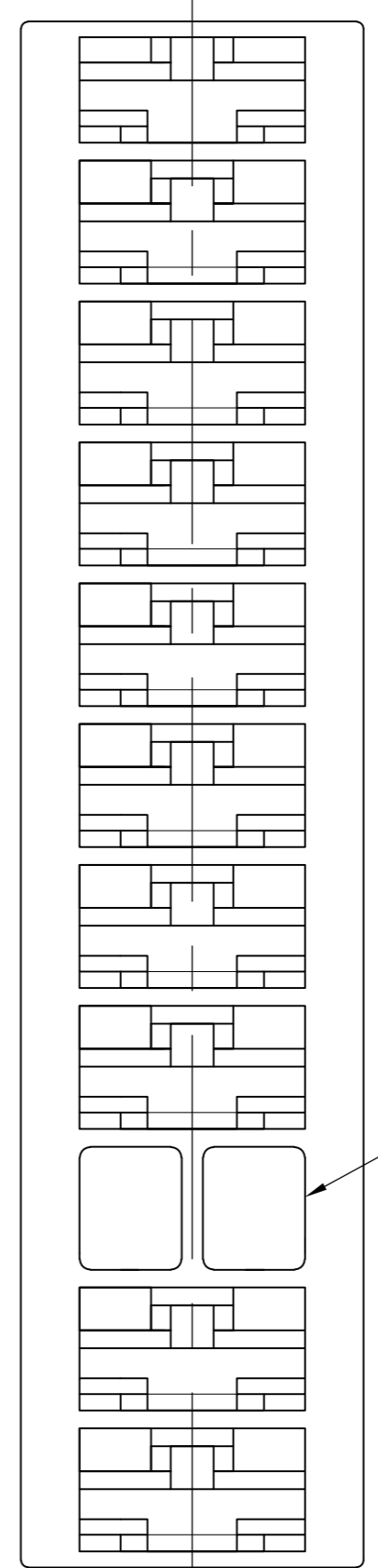
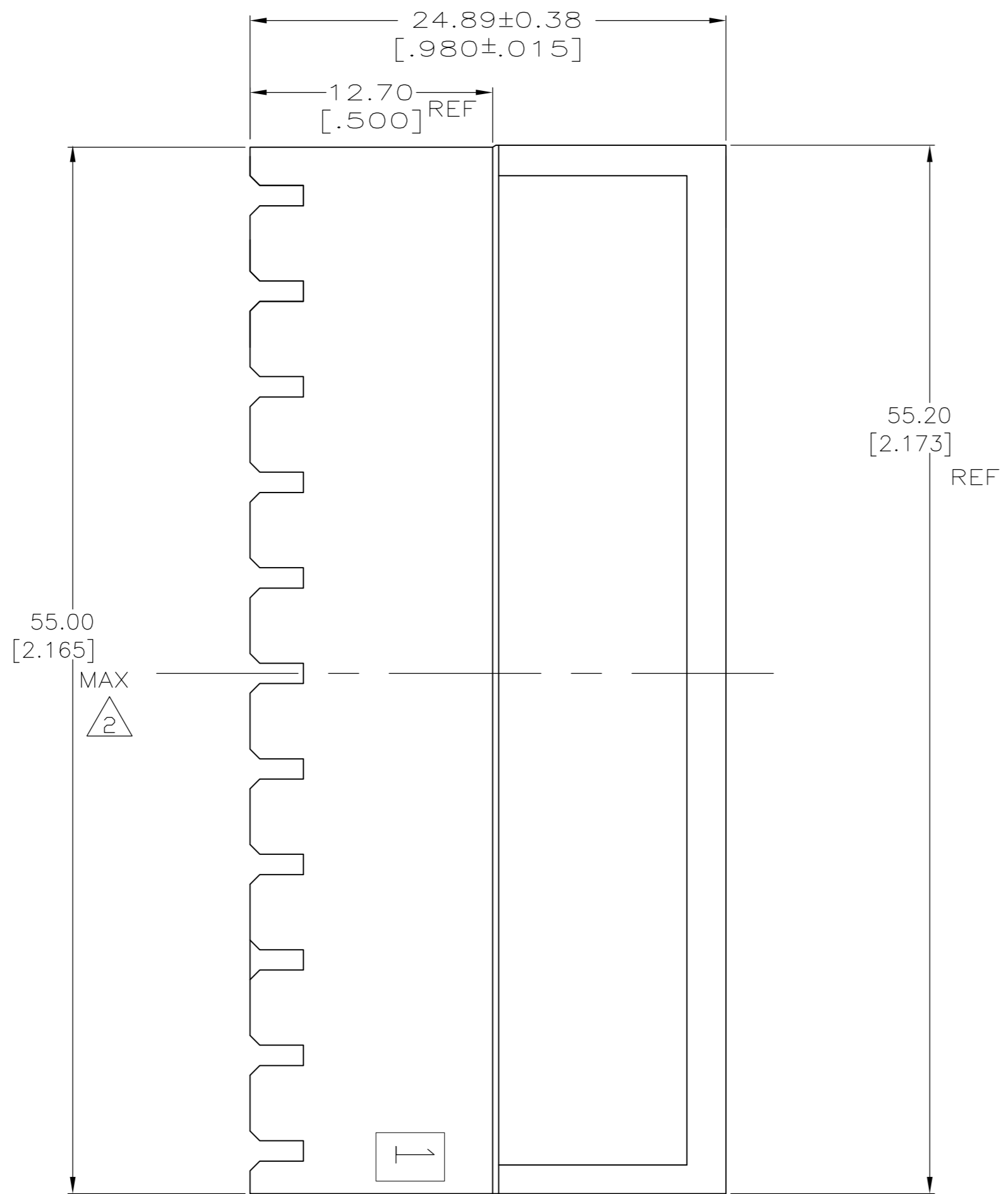
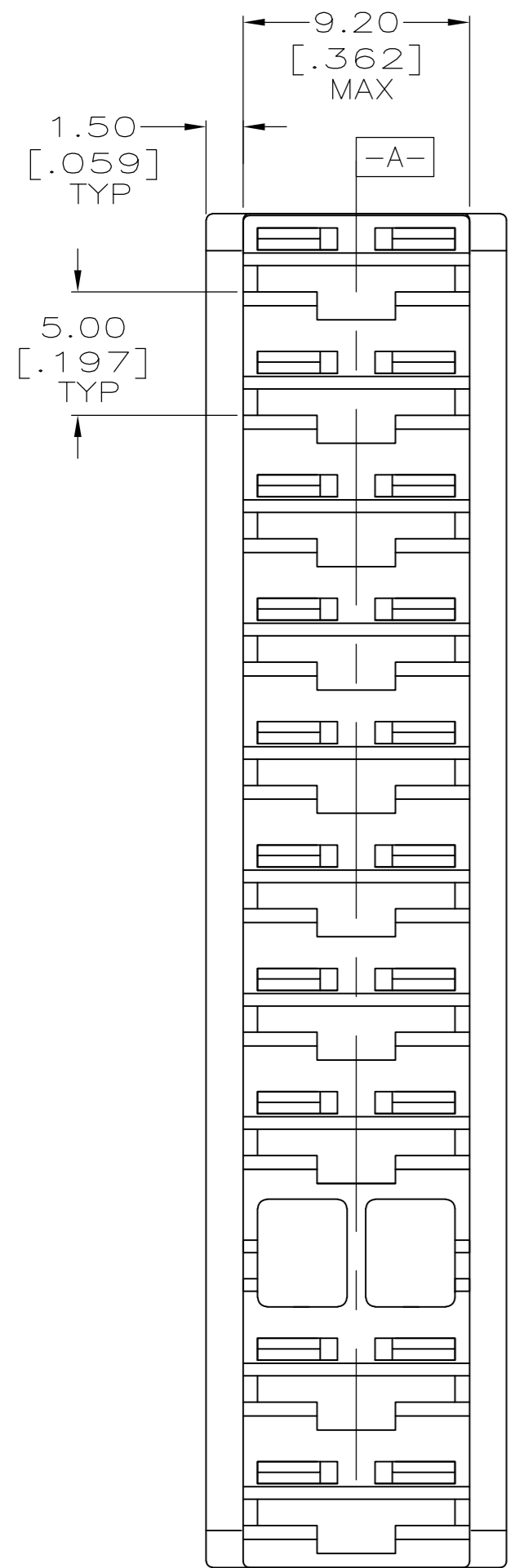
THIS DRAWING IS UNPUBLISHED. RELEASED FOR PUBLICATION  
 © COPYRIGHT - By - ALL RIGHTS RESERVED.

REVISIONS				
P	LTR	DESCRIPTION	DATE	APVD
D		REVISED PER ECR-16-001902	22MAR2016	BW JP



1. ACCEPTS RECEPTACLE CONTACTS AND WIRE RANGES:
- | PART NUMBER | WIRE RANGE  |
|-------------|---|
| 1217378     | 22 - 18 AWG (SINGLE WIRE)   |
| 1217094     | 18 - 14 AWG OR A COMBINATION OF ( TWO #18'S )                               |
| 1217095     | 16 - 12 AWG OR A COMBINATION OF (TWO #18'S OR TWO #16'S OR AN #18 AND #16). |

- 2 HOUSING WIDTH MEASURED ACROSS CIRCUITS AT CENTERLINE DATUM [-A-].
- 3 PRELIMINARY - NOT FOR PRODUCTION



BLOCKED CIRCUITS  
SEE TABLE BELOW

BLOCKED POSITION #	COLOR	KEYING FEATURE	POLARIZATION FEATURE	PART NUMBER
3 & 8	BLUE	NONE	NONE	3 521699-3
NONE	BLUE	NONE	NONE	521699-1

THIS DRAWING IS A CONTROLLED DOCUMENT.

DWN	R FLAIG	28FEB2005
CHK	R LONDON	28FEB2005
APVD	R LONDON	28FEB2005

TE Connectivity

HOUSING, RECEPT, POSITIVE-LOCK, MKIII, 6.35 [.250] SERIES, 11 POSITION

SIZE	A2	CAGE CODE	00779	DRAWING NO	C=521699	RESTRICTED TO	-
SCALE	4:1	SHEET	1 of 1	REV	D		

CUSTOMER DRAWING