


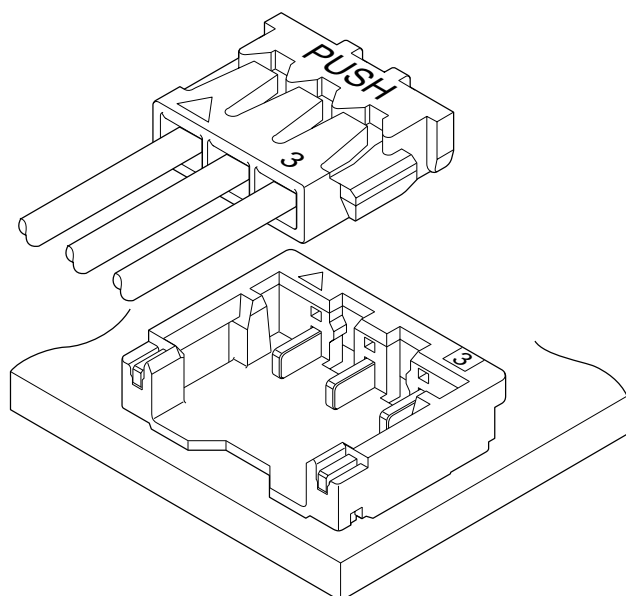
# ACH CONNECTOR



Disconnectable Crimp style connectors



**This ACH connector is compact and low profile type, height: 1.4mm (.055") and width 4.3mm (.169"), 1.2mm (.047") pitch wire-to-board connector.**



## Features

### • Top entry but side feed type

Wires come out from horizontal direction of connector

a Low profile {height: 1.4mm (.055")}

Socket is mated with header from vertical direction of connector

a Excellent workability

### • Connector for DC power supply

In spite of compact and low profile type connector, rated current is 2A for both 2-circuit and 3-circuit with wire size AWG #28.

### • Corresponding to sucking nozzle of pick and place machine

A sucking area on bottom of inside header is available.

## Specifications

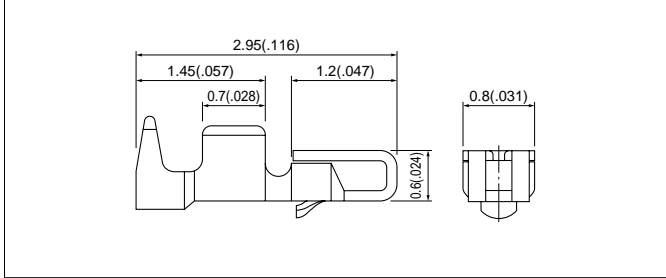
- Current rating: 2A AC, DC (AWG #28)
  - Voltage rating: 50V AC, DC
  - Temperature range: -25°C to +85°C  
(including temperature rise in applying electrical current)
  - Contact resistance: Initial value/10m Ω max.  
After environmental testing/20m Ω max.
  - Insulation resistance: 100M Ω min.
  - Withstanding voltage: 500V AC/minute
  - Applicable wire: AWG #30 to #28  
Insulation O.D./0.5 to 0.63mm (.020" to .025")
- \* Contact JST if Lead-Free product is required.  
\* Refer to "General Instruction and Notice when using Terminals and Connectors" at the end of this catalog.  
\* Contact JST for details.

## Standards

Recognized E60389

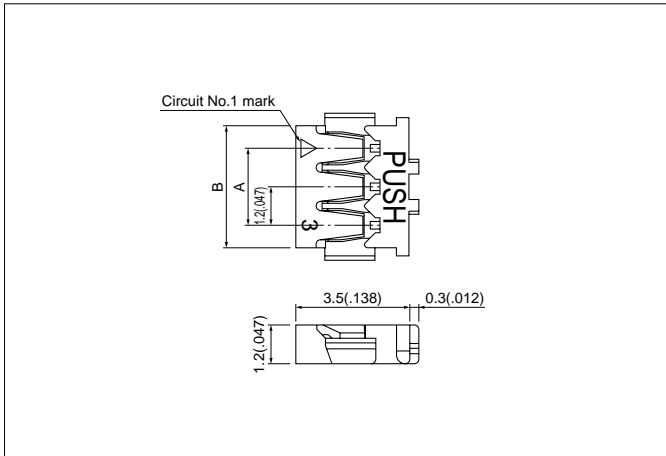
# ACH CONNECTOR

## Contact



Model No.	Applicable wire		Insulation O.D. mm(in.)	Q'ty / reel
	mm <sup>2</sup>	AWG#		
<b>SACH-003G-P0.2</b>	0.05 to 0.08	30 to 28	0.5 to 0.63(.020 to .025)	30,000
Material and Finish				
Copper alloy, nickel-undercoated, gold-plated				

## Housing

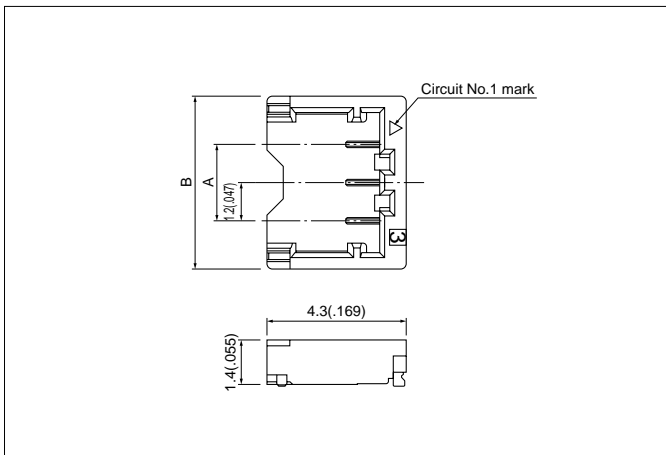


Circuits	Model No.	Dimensions mm(in.)		Q'ty / bag
		A	B	
2	<b>ACHR-02V-S</b>	1.2(.047)	2.6(.102)	1,000
3	<b>ACHR-03V-S</b>	2.4(.094)	3.8(.150)	1,000
Material				
PBT, UL94V-0, natural (white)				

<For reference> As the color identification, the following alphabet shall be put in the underlined part. For availability, delivery and minimum order quantity, contact JST.

- ex. **ACHR-02V-00**  
 S...*natural (white)*  
 K...*black*

## Shrouded header



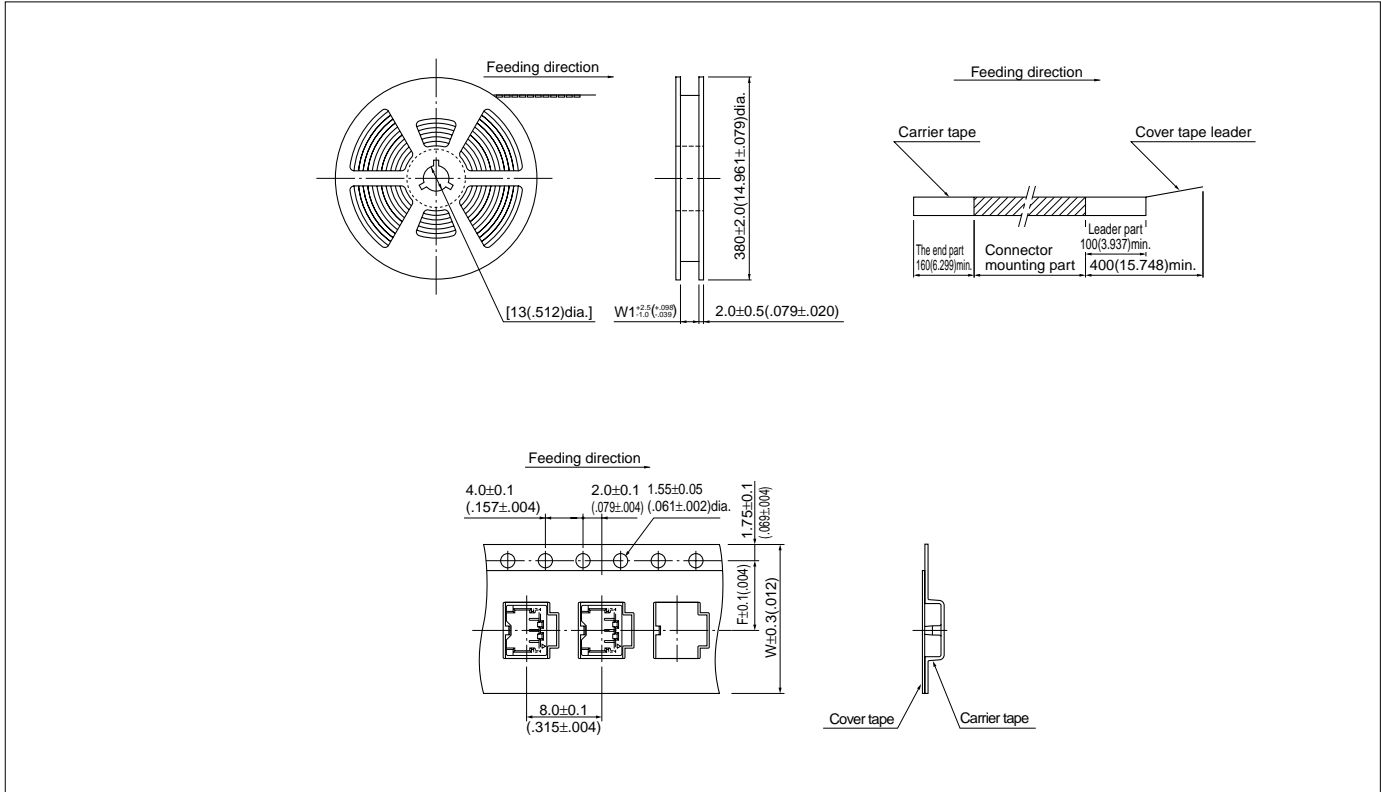
Circuits	Model No.	Q'ty / reel
2	<b>BM02B-ACHSS-GAN-TF</b>	4,500
3	<b>BM03B-ACHSS-GAN-TF</b>	4,500
Material and Finish		
Contact: Copper alloy, nickel-undercoated, gold-plated (nickel-stripe)		
Housing: Heat resisting resin, UL94V-0, natural (ivory)		
Solder tab: Copper alloy, copper-undercoated, tin-plated		

<For reference> As the color identification, the following alphabet shall be put in the underlined part. For availability, delivery and minimum order quantity, contact JST.

- ex. **BM02B-ACHSS-GAN-TF**  
 S...*natural (ivory)*

# ACH CONNECTOR

## Taping specifications

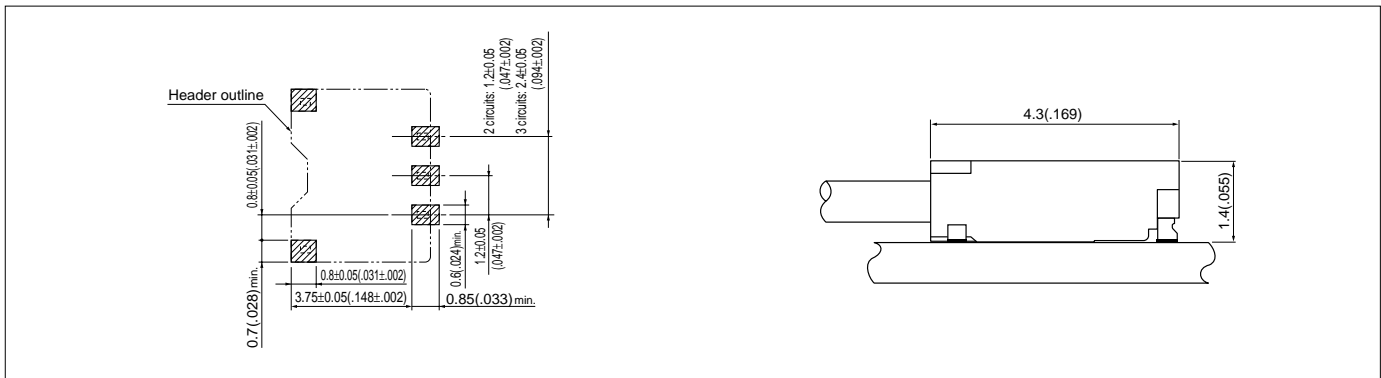


Circuits	Dimensions mm(in.)		Reel dimensions mm(in.)	Q'ty / reel
	F	W	W1	
2	5.5(.217)	12.0(.472)	13.5(.531)	4,500
3	7.5(.295)	16.0(.630)	17.5(.689)	4,500

**Note:**

- Specifications conform to JIS C 0806. The tape width, connector loading recess square hole dimensions, etc. are determined by the number of circuits and external shape of the connector to be loaded.
- Specifications are subject to change without prior notice.

## PC board layout (viewed from component side) and Assembly layout



- Note:**
- Tolerances are non-cumulative:  $\pm 0.05\text{mm}$  ( $\pm .002''$ ) for all centers.
  - The dimensions above should serve as a guideline. Contact JST for details.

## Applicator for the semi-automatic press AP-K2N

Contact	Crimp applicator MKS-L-10-3		Compact crimp applicator MKS-LS		Strip-crimp applicator MKS-SC
	with safety cover	without safety cover	with safety cover	without safety cover	with safety cover
<b>SACH-003G-P0.2</b>	APLMK SACH003-02	APLNC SACH003-02	-	-	-