



Main

Range of Product	Telemecanique Safety switches XCS
Product or Component Type	Safety switch
Component name	XCSE
Design	Rectangular
Material	Metal
Head type	Key operated turret head
Contacts type and composition	3 NC
Contact operation	Slow-break, simultaneous
Solenoid contacts type and composition	1 NC + 1 NO slow-break, simultaneous)
Cable entry	2 entries tapped 1/2" NPT
Electromagnet interlocking	Locking on energisation and unlocking on de-energisation of solenoid
[Us] solenoid rate 20VA supply. 10 % voltage	
Electrical connection	Terminal 1 x 0.5...2 x 1.5 mm ² with or without cable end
Number of poles	3
Locking options description	With interlocking, locking by solenoid
Local signalling	For guard open/guard closed and locked 2 LEDs (green or orange)
Signalling circuit voltage	110/240 V 95...264 V)

Complementary

Positive opening	With NC contact
Supply voltage type	AC/DC
Supply frequency	50/60 Hz
Load factor	1
Power consumption in VA	10 VA inrush 10 VA sealed
Signalling circuit type	AC
Signalling circuit consumption	7 mA
Mechanical durability	1000000 cycles
Minimum actuation speed	0.03 ft/s (0.01 m/s)
Maximum actuation speed	1.64 ft/s (0.5 m/s)
[Ie] rated operational current	0.55 A 125 V, DC-13, Q300 EN/IEC 60947-5-1 0.27 A 250 V, DC-13, Q300 EN/IEC 60947-5-1 3 A 120 V, AC-15, B300 EN/IEC 60947-5-1 1.5 A 240 V, AC-15, B300 EN/IEC 60947-5-1
[Ithe] conventional enclosed thermal current	6 A
[Ui] rated insulation voltage	250 VEN/IEC 60947-1 signalling circuit
[Uimp] rated impulse withstand voltage	6 kV EN/IEC 60947-5-1
Protection type	Overvoltage protection signalling circuit
Short-circuit protection	10 A cartridge fuse gG (gl)
Actuator forcible withdrawal rtc	2000 N
Minimum actuator force for extraction	20 N
Maximum operating rate	10 cyc/mn for maximum durability

Safety level	Can reach category 4 with the appropriate monitoring system and correctly wired EN/ISO 13849-1 Can reach PL = e with the appropriate monitoring system and correctly wired EN/ISO 13849-1 Can reach SIL 3 with the appropriate monitoring system and correctly wired EN/IEC 61508
Safety reliability data	B10d = 5000000 value given for a life time of 20 years limited by mechanical or contact wear
Body Material	Zamak
Head material	Zamak
Depth	1.73 in (44 mm)
Height	5.75 in (146 mm)
Width	3.86 in (98 mm)
Net Weight	2.51 lb(US) (1.14 kg)




Environment

Standards	EN 1088/ISO 14119 EN/IEC 60204-1 EN/ISO 12100 EN/IEC 60947-5-1 UL 508 CSA C22.2 No 14
Product Certifications	UL CSA
Protective treatment	TC
Ambient Air Temperature for Operation	-13...104 °F (-25...40 °C)
Ambient Air Temperature for Storage	-40...158 °F (-40...70 °C)
Vibration resistance	5 gn 10...500 Hz)IEC 60068-2-6
Shock resistance	10 gn 11 ms IEC 60068-2-27
Electrical shock protection class	Class I EN/IEC 61140
IP degree of protection	IP67 conforming to EN/IEC 60529 and EN/IEC 60947-5-1

Ordering and shipping details

Category	22411-LIMIT SWITCHES,IEC,XCKJ
Discount Schedule	T
GTIN	785901179603
Nbr. of units in pkg.	1
Package weight(Lbs)	3 lb(US) (1.36 kg)
Returnability	No
Country of origin	US

Offer Sustainability

California proposition 65	WARNING: This product can expose you to chemicals including: Diisononyl phthalate (DINP), which is known to the State of California to cause cancer, and Di-isodecyl phthalate (DIDP), which is known to the State of California to cause birth defects or other reproductive harm. For more information go to www.P65Warnings.ca.gov
REACH Regulation	 REACH Declaration
EU RoHS Directive	Not applicable, out of EU RoHS legal scope
Environmental Disclosure	 Product Environmental Profile
Circularity Profile	 End Of Life Information