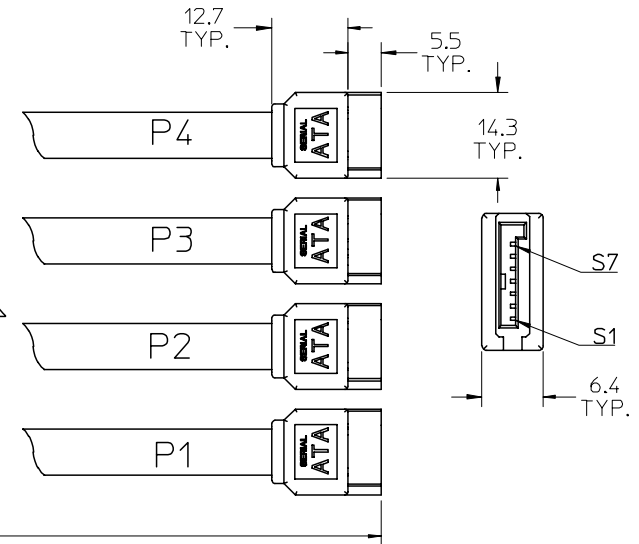
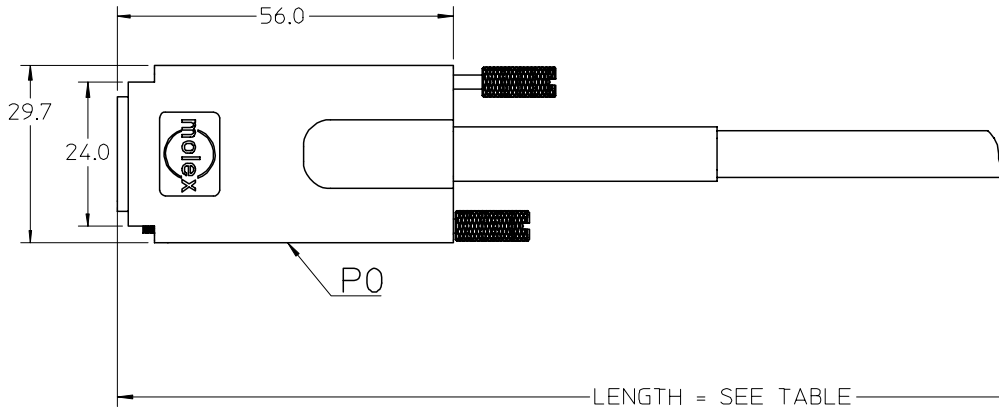
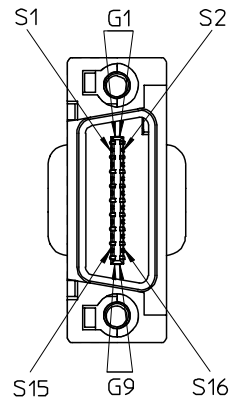


74527



PINOUT CHART	
4X SERIAL ATA	
P0	P4
Gnd	S7
S1	S6
S2	S5
Gnd	S4
S15	S3
S16	S2
Gnd	S1
Gnd	S7
S3	S6
S4	S5
Gnd	S4
S13	S3
S14	S2
Gnd	S1
Gnd	S7
S5	S6
S6	S5
Gnd	S4
S9	S3
S10	S2
Gnd	S1

MOLEX P/N	LENGTH
74527-0001	0.5M±12mm
74527-0002	1.0M±25mm

NOTES:

- MATERIAL
 4X HOUSING - ZINC DIE CAST.
 4X CONTACTS - Au FLACH OVER NI PLATING.
 SERIAL ATA HOUSING - PVC, BLK.
 CABLE - REF. MOLEX SD-88755-004.
- CHARACTERISTIC IMPEDANCE - 100 OHMS DIFF.

EC NO: USY2005-0113 DRWN: KPHAM 2005/05/31 CHKD: 2005/06/08 APPR: DDOYE 2005/06/13	QUALITY SYMBOLS ▽ = 0 ▽ = 0	GENERAL TOLERANCES (UNLESS SPECIFIED)		SCALE 1:1	DESIGN UNITS METRIC	THIRD ANGLE PROJECTION	REVISE ON CAD ONLY
		4 PLACES ± --- ± --- 3 PLACES ± --- ± --- 2 PLACES ± 0.25 ± --- 1 PLACE ± 0.5 ± --- ANGULAR ± 1/2°	DIMENSION STYLE MM ONLY	TITLE 4X TO (4) SERIAL ATA STRAIGHT THRU PINOUT		MOLEX INCORPORATED	
D D REV	DESCRIPTION	DRAFT WHERE APPLICABLE MUST REMAIN WITHIN DIMENSIONS		DRAWN BY DATE BAREED 2004/02/23 CHECKED BY DATE DDOYE 2004/02/23 APPROVED BY DATE DDOYE 2004/02/23	MATERIAL NO. SEE TABLE DOCUMENT NO. SD-74527-001	SHEET NO. 1 OF 1	THIS DRAWING CONTAINS INFORMATION THAT IS PROPRIETARY TO MOLEX INCORPORATED AND SHOULD NOT BE USED WITHOUT WRITTEN PERMISSION