


ESE20C/20D Momentary Push Switches

Type: **ESE20C/ESE20D**
(H=8.9 mm)



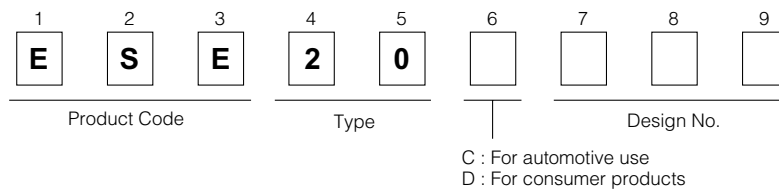
■ Features

- User-friendly tactile feedback when operated
- Long over-travel

■ Recommended Applications

- Operation switches for automobiles (switches for heater controls, overdrive, steering, etc.)

■ Explanation of Part Numbers



■ Specifications

Rating	0.01 A 5 Vdc to 0.1 A 14 Vdc (Resistive load)
Full Travel	2.5 mm
Mounting Height	8.9 mm
Poles and Throws	1-pole 1-throw
Operating Mode	Non-lock
Operating Force	2.0 N±1.0 N, 4.0 N±1.5 N
Minimum Quantity/Packing Unit	60 pcs. Polyethylene Bag (Bulk)
Quantity/Carton	1200 pcs.

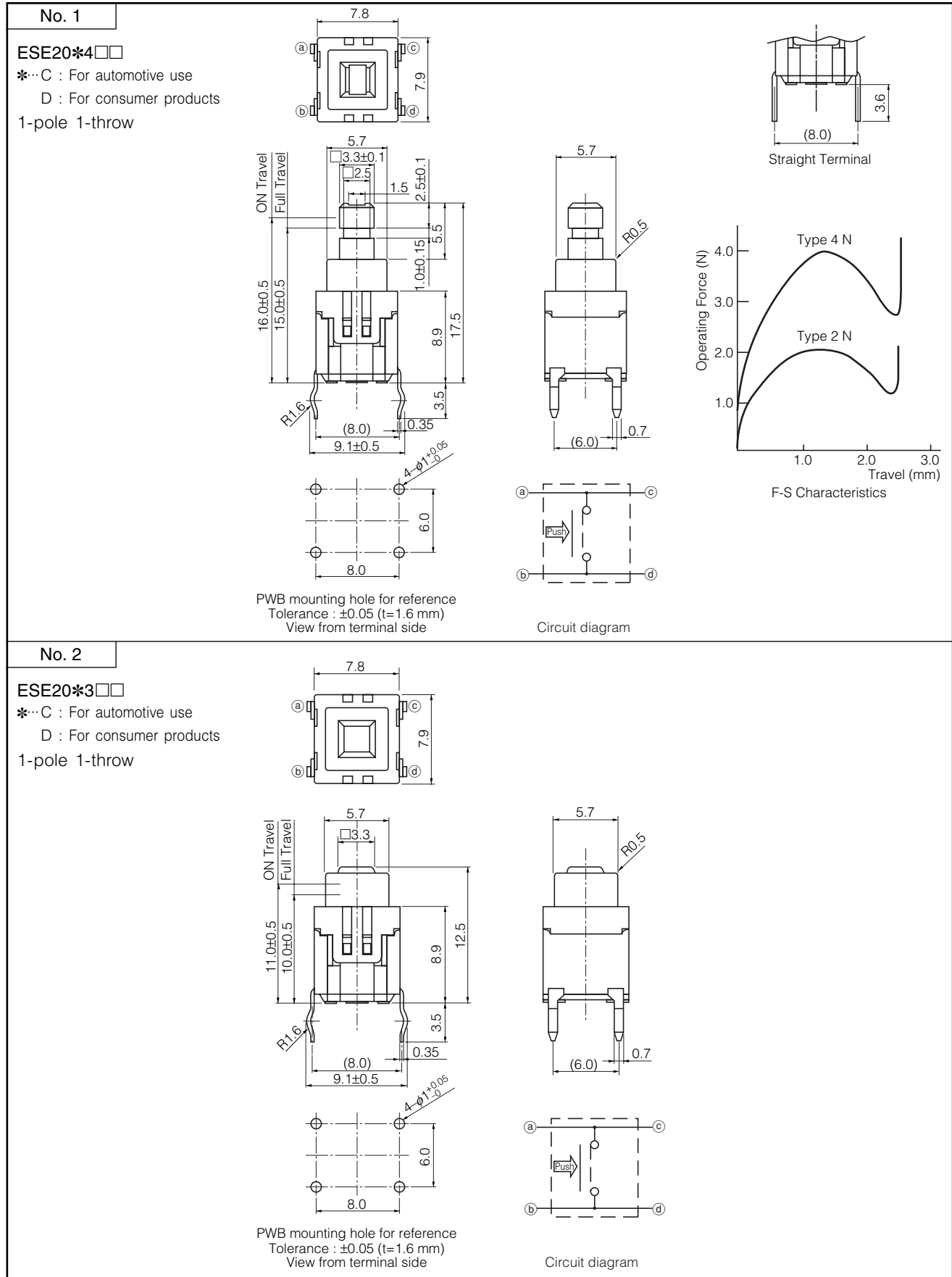
■ Standard Products

Full Travel	Operating Force	Lever Height	Terminal Shape	
			Straight	Formed
2.5 mm	2.0 N±1.0 N	12.5 mm	ESE20*323	ESE20*321
		17.5 mm	ESE20*423	ESE20*421
	4.0 N±1.5 N	12.5 mm	ESE20*343	ESE20*341
		17.5 mm	ESE20*443	ESE20*441

*C : For automotive use D : For consumer products

Design and specifications are each subject to change without notice. Ask factory for the current technical specifications before purchase and/or use. Should a safety concern arise regarding this product, please be sure to contact us immediately.

■ Dimensions in mm (not to scale)



■ Application Notes:

- Operating force should be applied at the center of the lever.