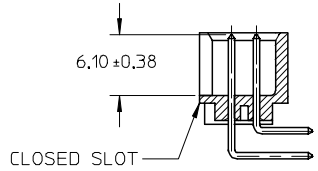
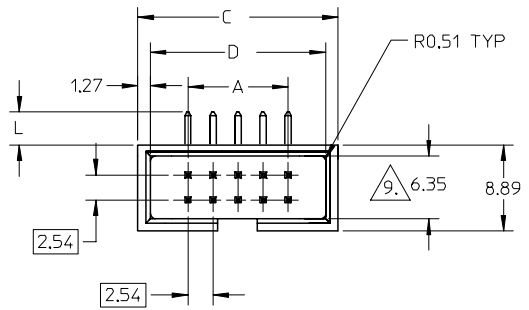


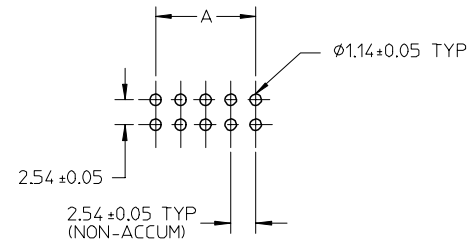
10 9 8 7 6 5 4 3 2 1

F
E
D
C
B
A

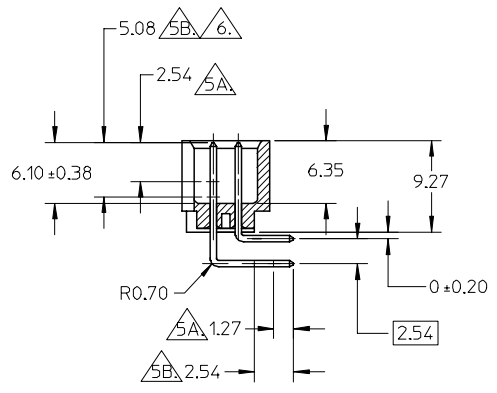
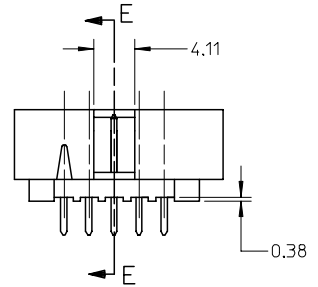
F
E
D
C
B
A



MOLEX IRELAND PRODUCTION ONLY
(OPTION)



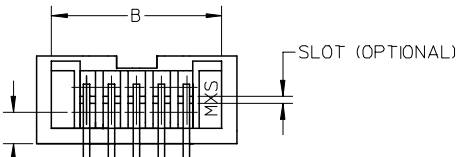
RECOMMENDED PCB HOLE LAYOUT



SECTION E-E

LEGEND:

A-70246 - * * * *
 CKT SIZE
 PLATING OPT.
 SEE TABLE FOR DETAIL



AT TIPS BOTH ENDS
 $\varnothing 0.38$

ADD NOTE AND SYM 9. EC NO: S2005-0641 DRWN:KSEE CHKD:PTLIM APPR:SKTOH	2005/02/28 2005/02/28 2005/03/02	DESCRIPTION REV	QUALITY SYMBOLS	GENERAL TOLERANCES (UNLESS SPECIFIED)	DIMENSION STYLE	SCALE	DESIGN UNITS	THIRD ANGLE PROJECTION	
			$\nabla = 0$ $\sphericalangle = 0$	(UNLESS SPECIFIED) mm INCH	MM ONLY	NTS	METRIC	DRAWN BY DATE JENNIFER 1987/09/21 CHECKED BY DATE MLA1 1987/09/21 APPROVED BY DATE ALANB 1987/09/21	TITLE SALES DRAWING, C-GRID SHROUDED HEADER, R/A (SLOTTED W/O STANDOFFS)
			4 PLACES ± --- ± --- 3 PLACES ± --- ± --- 2 PLACES ± 0.20 ± --- 1 PLACE ± --- ± --- ANGULAR ± 3 °	SEE TABLE	MATERIAL NO. SEE TABLE	DOCUMENT NO. SDA-70247-**-00-04	SHEET NO. 1 OF 2		
			DRAFT WHERE APPLICABLE MUST REMAIN WITHIN DIMENSIONS	SIZE A3	THIS DRAWING CONTAINS INFORMATION THAT IS PROPRIETARY TO MOLEX INCORPORATED AND SHOULD NOT BE USED WITHOUT WRITTEN PERMISSION				

9 8 7 6 5 4 3 2 1

