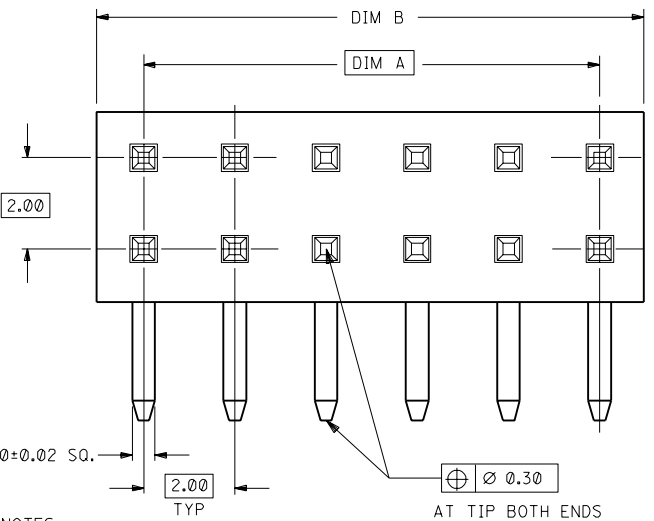
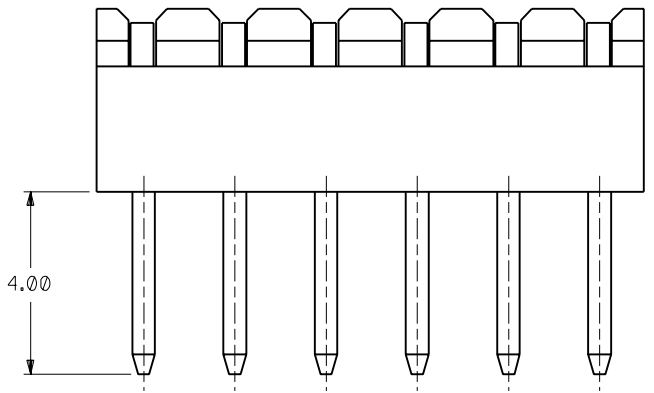


DWG. NO.  
SD\_87049-\*\*-16

CAD FILE  
S8704916.DGN

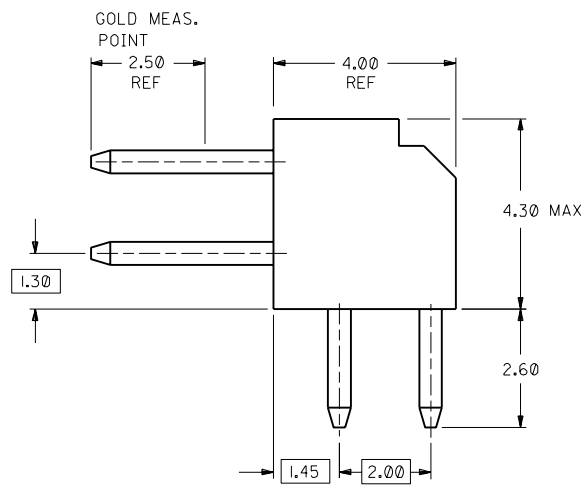
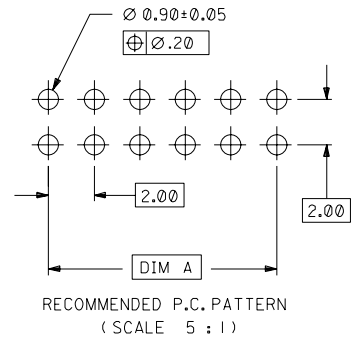
▽

DO NOT SCALE DRAWING



- NOTES:
- 1) 12 CKT SIZE SHOWN FOR ILLUSTRATION ONLY. SEE CHART FOR AVAILABLE PART SIZES.
  - 2) PLATING FINISH :  
 16 - 0.38um/15u" MIN. GOLD IN CONTACT AREA  
 1.90um/75u" MIN. TIN/LEAD IN SOLDER TAIL AREA BOTH OVER 1.27um/50u" MIN. NICKEL OVERALL  
 17 - 0.76um/30u" MIN. GOLD IN SELECTED AREA  
 1.90um/75u" MIN. TIN/LEAD IN SOLDER TAIL AREA BOTH OVER 1.27um/50u" MIN. NICKEL OVERALL
  - 3) PRODUCT SPECIFICATION PS-87049 APPLIES.
  - 4) RECOMMENDED PC BOARD THICKNESS IS 1.60 ± 0.10mm.

PART NO. LEGEND  
 87049 - \* \* \* \*  
 CKT SIZE  
 PLATING  
 16  
 17 (SEE NOTE 2)



PART NUMBER	CKT SIZE	DIM A	DIM B
87049-04**	4	2.00	4.00
87049-06**	6	4.00	6.00
87049-08**	8	6.00	8.00
87049-10**	10	8.00	10.00
87049-12**	12	10.00	12.00
87049-14**	14	12.00	14.00
87049-16**	16	14.00	16.00
87049-18**	18	16.00	18.00
87049-20**	20	18.00	20.00
87049-22**	22	20.00	22.00
87049-24**	24	22.00	24.00
87049-26**	26	24.00	26.00
87049-28**	28	26.00	28.00
87049-30**	30	28.00	30.00
87049-32**	32	30.00	32.00
87049-34**	34	32.00	34.00
87049-36**	36	34.00	36.00
87049-38**	38	36.00	38.00
87049-40**	40	38.00	40.00
87049-42**	42	40.00	42.00
87049-44**	44	42.00	44.00
87049-46**	46	44.00	46.00
87049-48**	48	46.00	48.00
87049-50**	50	48.00	50.00

mm

				MATERIAL : HOUSING: 30% G.F. PCT, 94V-0 COLOR - BLACK PIN: 0.50mm SQ. PHOSPHOR BRONZE 510		MOLEX F.E.M.L South SHEET   OF	
D	REVISE PER ECN*	S2586	JACK	920609	FINISH : SEE NOTE 2		GENERAL TOLERANCES ± 0.20/0.008
C	REVISE PER ECN*	S2210	MAX ANG	911030	DWG. NO.:		REV D
B	RTM PER ECN*	S2099	MAX ANG	910822	SD_87049-**-16		
A	RTT PER ECN*	SI733	MAX TAY	910628	TITLE : "MILLI-GRID" 2mm DUAL ROW RIGHT ANGLE HEADER		
LTR	REVISION RECORD	ECN	DR	CHK	DATE	DRAWN BY 910628 MAX LAI	CHK'D BY 910628 T.AUYONG
REVISE ONLY ON CAD SYSTEM				APPR'D BY 910629 R.WONG		SCALE 10 : 1	