


Data sheet | Item number: 289-548

Interface module; with solder pin; Male connector; 37-pole; Mating connector with solder connection; Vertical mounting; PCB terminal blocks, double-row; in mounting carrier; 2,50 mm²



www.wago.com/289-548



Similar to picture

Data

Electrical data

Operating voltage	≤ AC/DC 125 V
Nominal current	2 A
Contact resistance (max.)	30 mΩ

Subject to changes. Please also observe the further product documentation!

WAGO GmbH & Co. KG
Hansastr. 27
32423 Minden
Phone: +49571 887-0 | Fax: +49571 887-169
Email: info.de@wago.com | Web: www.wago.com

Do you have any questions about our products?
We are always happy to take your call at +49 (571) 887-44222.



Safety and protection

Rated voltage	125 V
Rated surge voltage	0.8 kV
Pollution degree	2
Protection type	IP20
Insulation type	Basic insulation

Connection data

Performance level	2 / 200 mating cycles
Strain relief	UNC 4-40 stud bolt

Connection 1

Connector	D-subminiature male connector
Pole number 1	37
Connection type 1	System
Note (conductor cross-section)	12 AWG: THHN, THWN
Mating direction	vertical

Connection 2

Design 2	PCB terminal blocks (double-row)
Pole number 2	37
Connection type 2	Field
Connection technology 2	CAGE CLAMP®
WAGO connector 2	WAGO 236 Series
Solid conductor 2	0.08 ... 2.5 mm ² / 28 ... 12 AWG
Fine-stranded conductor 2	0.08 ... 2.5 mm ² / 28 ... 12 AWG
Strip length 2	5 ... 6 mm / 0.2 ... 0.24 inches

Physical data

Width	102 mm / 4.016 inches
Height	85 mm / 3.346 inches
Depth from upper-edge of DIN-rail	34 mm / 1.339 inches

Mechanical Data

Mounting type	DIN-35 rail
---------------	-------------

Subject to changes. Please also observe the further product documentation!



Housing design

Mounting carrier

Material Data

Contact material (connector)	Au over Ni
Fire load	1.399 MJ
Weight	109.9 g

Environmental requirements

Ambient temperature (operation)	-20 ... +50 °C
Ambient temperature (storage)	-40 ... +70 °C
Relative humidity	85% (non-condensing)

Standards and specifications

Standards/specifications	EN 61010-2-201
--------------------------	----------------

Commercial data

Product Group	6 (INTERFACE ELECTRONIC)
eCl@ss 10.0	27-14-11-52
eCl@ss 9.0	27-14-11-52
ETIM 8.0	EC002780
ETIM 7.0	EC002780
Recupel Type	
PU (SPU)	3 (1) pcs
Packaging type	box
Country of origin	DE
GTIN	4045454366971
Customs tariff number	85366990990

Environmental Product Compliance

RoHS Compliance Status	Compliant, No Exemption
------------------------	-------------------------

Approvals / Certificates

General approvals

Logo	Approval	Additional Approval Text	Certificate name
	EAC	TP TC 004/2011	EAC RU C-

Subject to changes. Please also observe the further product documentation!



Brjansker Zertifizierungsstelle

DE.AM02.
B.00122
/19

UL Underwriters Laboratories Inc. (ORDINARY LOCATIONS)	UL 508
--	--------

E175199 Vol.2 Sec. 1

Declarations of conformity and manufacturer's declarations

Logo	Approval	Additional Approval Text	Certificate name
	EU-Declaration of Conformity WAGO GmbH & Co. KG	-	-
	UK-Declaration of Conformity WAGO GmbH & Co. KG	-	-

Optional accessories**Marking accessories**

Marking strip		
Item no.: 709-196 Marking strips; for laser printer; translucent		www.wago.com/709-196
Item no.: 709-178 Marking strips; on reel; 7.5 mm wide; not stretchable; plain; snap-on type; white		www.wago.com/709-178
Item no.: 709-177 Marking strips; on reel; 7.5 mm wide; not stretchable; plain; snap-on type; translucent		www.wago.com/709-177

Tool

Operating tool		
Item no.: 210-720 Operating tool; Blade: 3.5 x 0.5 mm; with a partially insulated shaft; multicoloured		www.wago.com/210-720

Downloads**Documentation****Bid Text**

289-548 doc - Datei	2015 年2月6日	doc 26.6 kB	Download
------------------------	------------	----------------	----------

Instruction Leaflet

		pdf 1.3 MB	Download
--	--	---------------	----------

Subject to changes. Please also observe the further product documentation!

WAGO GmbH & Co. KG
Hansastr. 27
32423 Minden
Phone: +49571 887-0 | Fax: +49571 887-169
Email: info.de@wago.com | Web: www.wago.com

Do you have any questions about our products?
We are always happy to take your call at +49 (571) 887-44222.



Additional Information

Disposal and Recycling	V 1.1.0	pdf	Download
Electrical and electronic equipment, Batteries, Packaging	2022 年8月18日	2.2 MB	

CAD/CAE-Data

CAD data

2D/3D Models 289-548	URL	Download
----------------------	-----	----------

CAE data

EPLAN Data Portal 289-548	URL	Download
---------------------------	-----	----------

WSCAD Universe 289-548	URL	Download
------------------------	-----	----------

ZUKEN Portal 289-548	URL	Download
----------------------	-----	----------

Environmental Product Compliance

Compliance Search


Environmental Product Compliance 289-548	URL	Download
--	-----	----------

Interface module; with solder pin; Male connector; 37-pole; Mating connector with solder connection; Vertical mounting; PCB terminal blocks, double-row; in mounting carrier; 2,50 mm²


Installation Notes

Conductor termination

Subject to changes. Please also observe the further product documentation!




Conductor termination – screwdriver actuation parallel to conductor entry



Conductor termination – screwdriver actuation perpendicular to conductor entry

Installation



Snapping a module onto DIN-rail.



Removing a module from the DIN-rail.

Subject to changes. Please also observe the further product documentation!