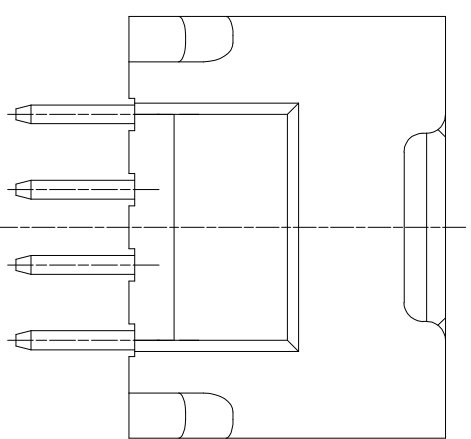
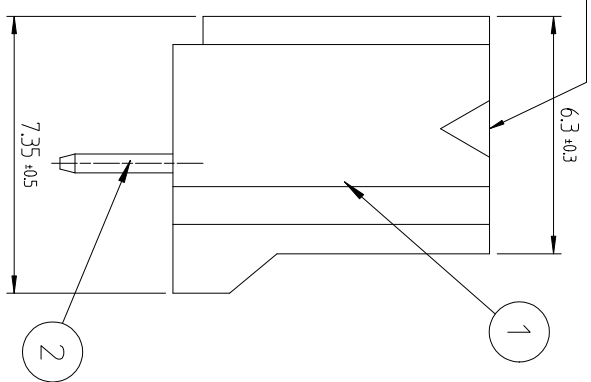
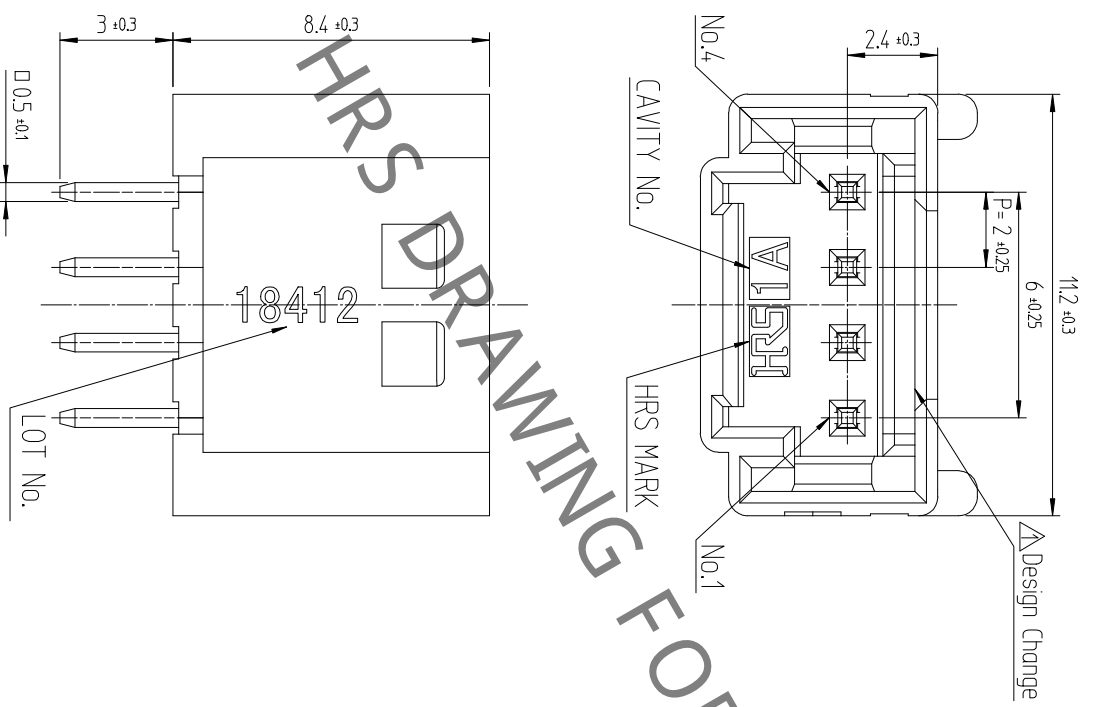
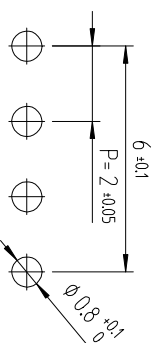
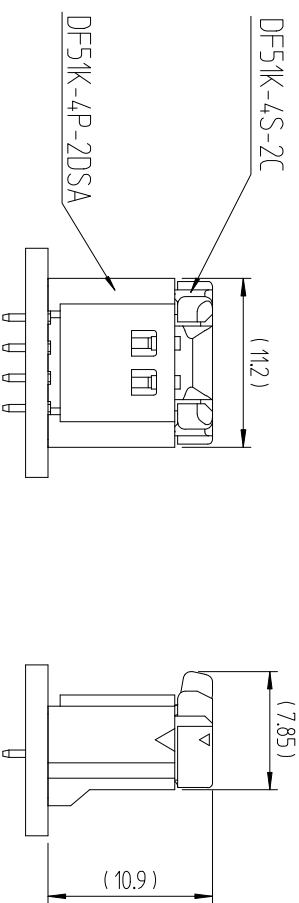
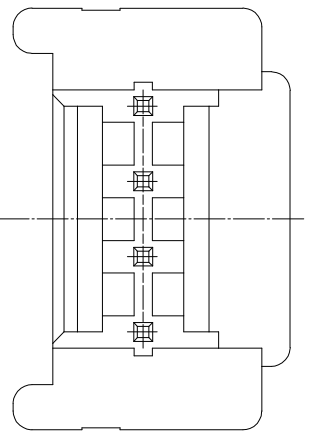


△數	訂正事項	檢圖	年月日	△數	訂正事項	檢圖	年月日
COUNT	DESCRIPTION OF REVISIONS	B Y CHKD	DATE	COUNT	DESCRIPTION OF REVISIONS	B Y CHKD	DATE
1	RE-6-1150	K.I.Y	18. 07. 04				
2	RE-6-1579	K.I.Y	20. 01. 23				

RECOMMENDED LAND PATTERN (FREE)
 (PCB THICKNESS t=1.6mm)



ENGAGEMENT FIGURE (2:1)



NOTE 1. 1PACK CONTAINS 100PCS.

2. () DIMENSIONS ARE ONLY REFERENCE.

△ 3. UL (File No. E132750) AUTHORIZATION ARTICLE.

C-UL (File No. E132750) AUTHORIZATION ARTICLE.



NO.	△ MATERIAL	FINISH/REMARKS	NO.	MATERIAL	FINISH/REMARKS
1	△ PA66	UL94V-0, BLACK	2	BRASS	TIN PLATING 1μm MIN, OVER NICKEL 0.5μm MIN

CODE NO. (OLD)	DRAWN	DESIGNED	CHECKED	APPROVED	RELEASED
	CHOI JS (17.12.22)	CHOI JS (17.12.22)	LIM SM (17.12.22)	KANG T.S (17.12.22)	ENG DEPT (20.02.12)

SCALE	DRAWING NO.	PART NO.
5:1 UNITS mm	EDC3-632454	DF51K-4P-2DSA (800)

CODE NO	CL
	6652-0003-7-800

