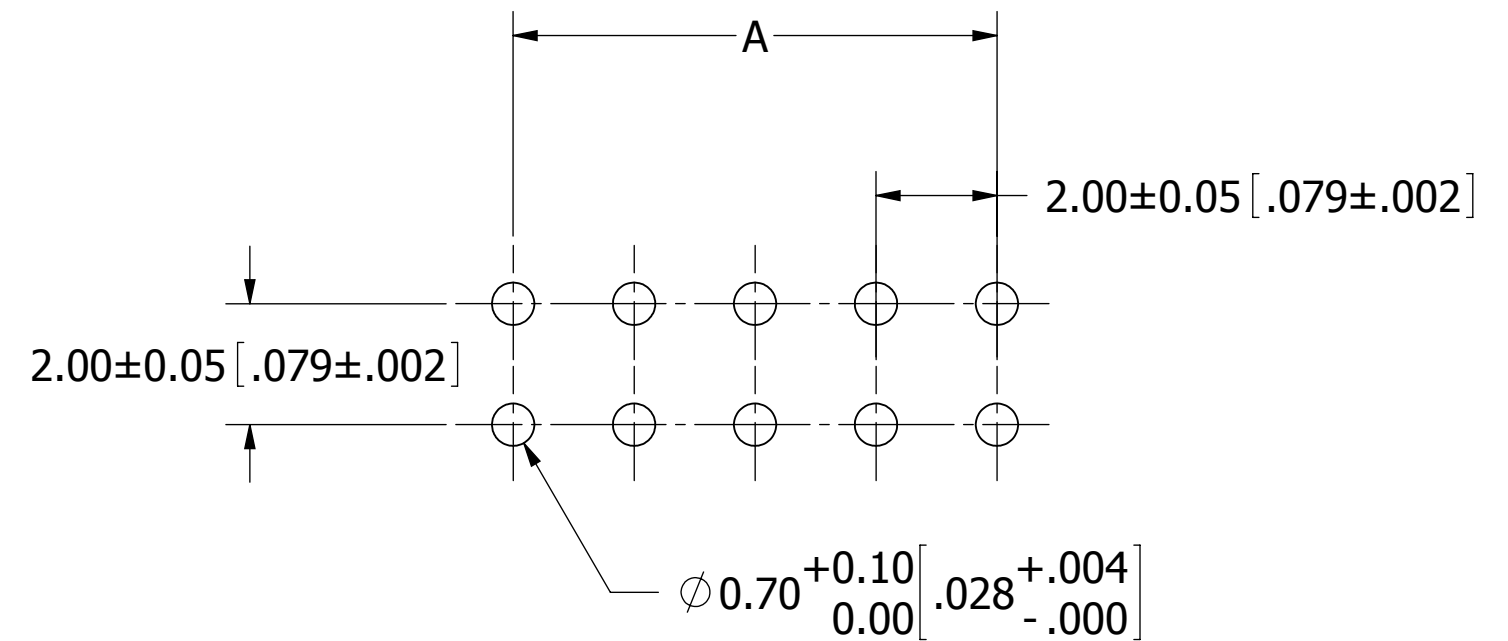
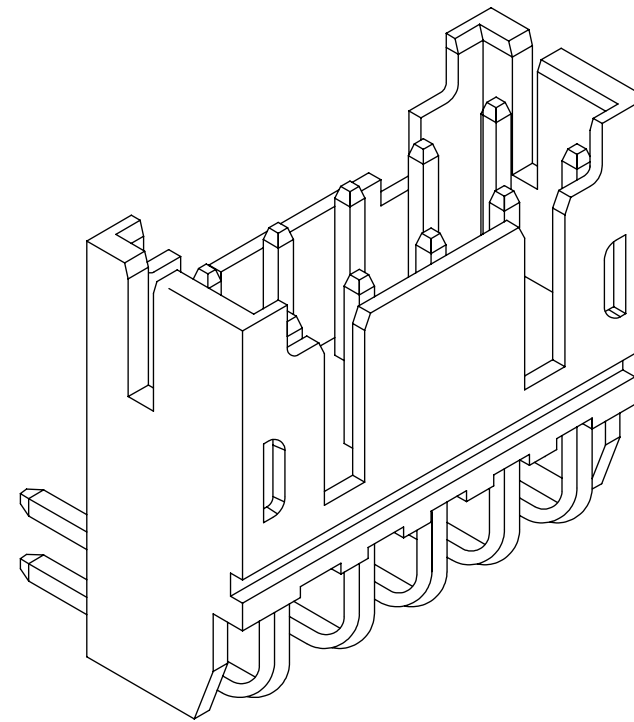
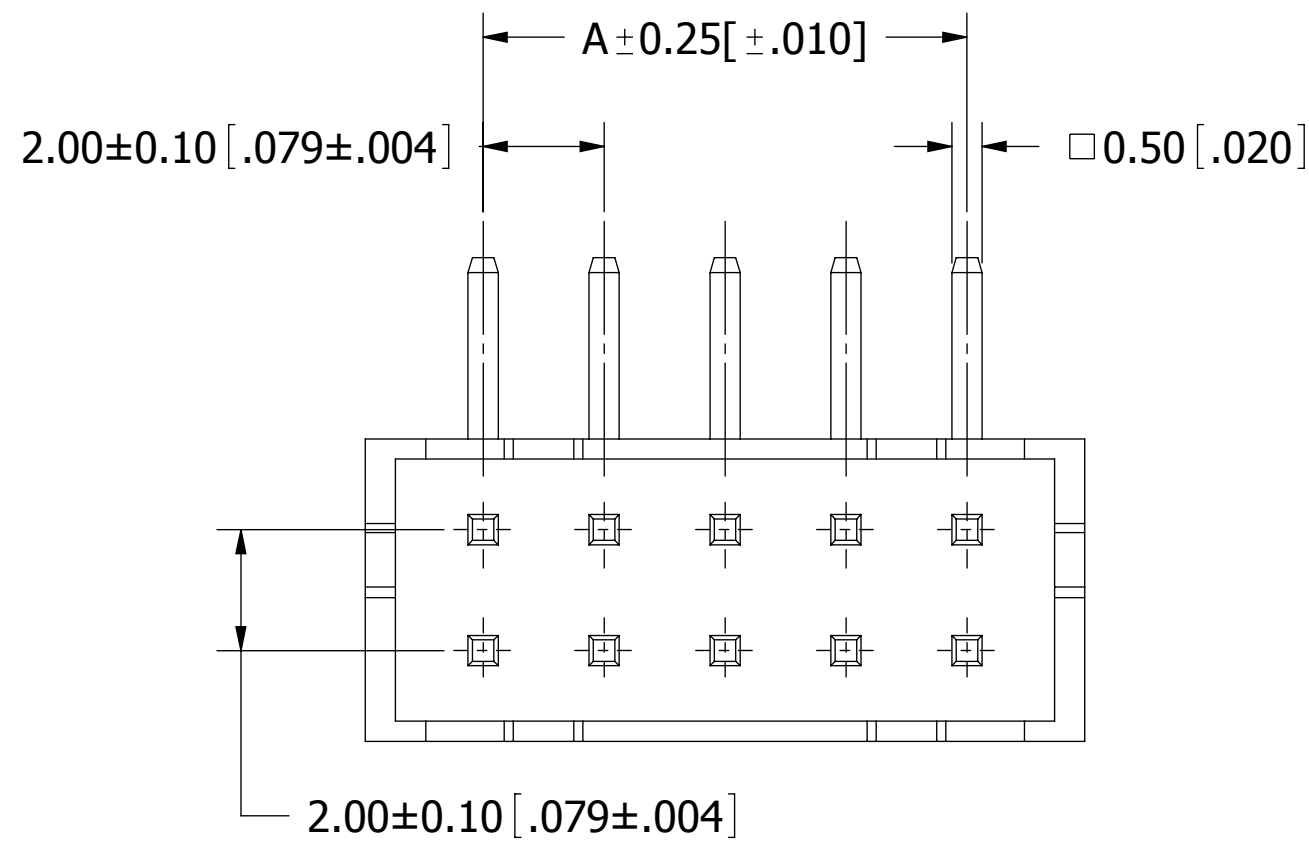


PART NUMBER CODING

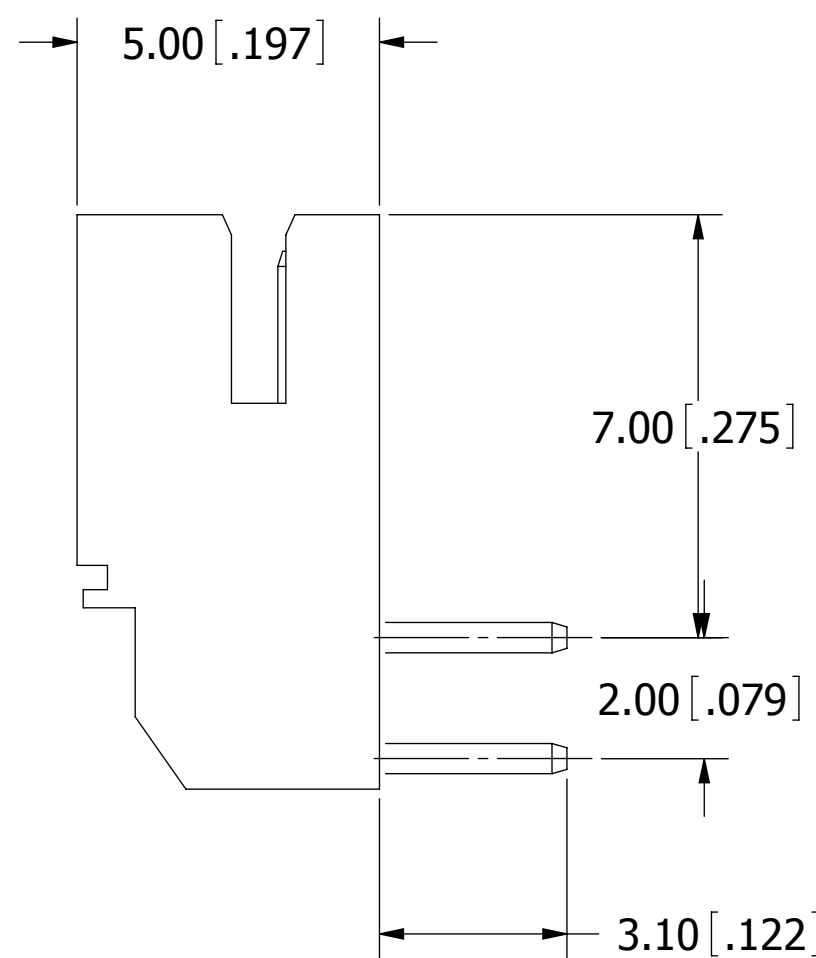
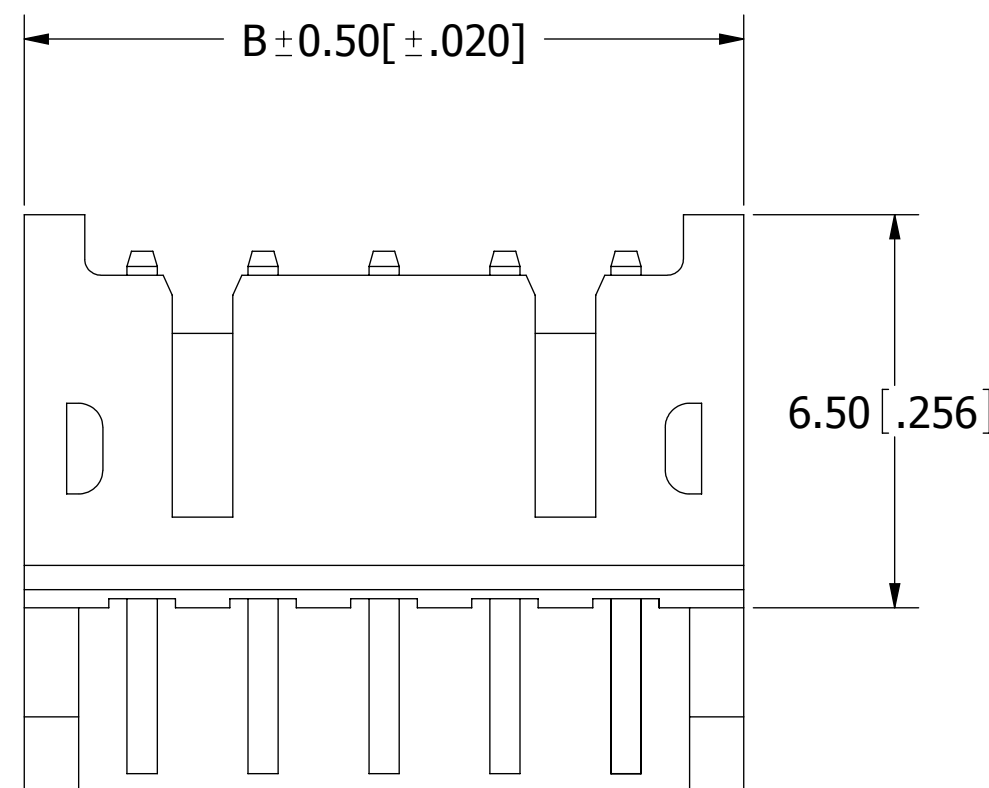
SWR204-NRTN-D__-RA-GA

NUMBER OF POSITIONS

(CONTACTS PER ROW)




RECOMENDED PCB LAYOUT
P.C BOARD THICKNESS: 1.6mm [.063"]



NOTES:

1. INSULATOR MATERIAL: NYLON 66, UL94V-0, COLOR: NATURAL.
2. CONTACT MATERIAL: BRASS.
3. CONTACT PLATING: .000020" MIN. NICKEL UNDERPLATE, PURE TIN, BRIGHT OVERALL.
4. CURRENT RATING: 3 AMPS
5. VOLTAGE RATING: 50V AC/DC.
6. INSULATOR RESISTANCE: 1000 MEGOHMS MIN.
7. CONTACT RESISTANCE: 10 MILLIOHMS MAX.
8. DIELECTRIC WITHSTANDING VOLTAGE: 800V AC.
9. OPERATING TEMPERATURE: -25° C TO +85° C.
10. MATES WITH SWH204 SERIES DUAL ROW HOUSING.



RoHS COMPLIANT

REVISIONS				
REV.	ECO. NO	DESCRIPTION	DATE	BY
A	2236	INITIAL RELEASE	05/25/2011	LH
B	2643	UPDATE FRONT VIEW	08/31/2012	LH
C	3404	UPDATE LOCKING SLOT ON FRONT VIEW AND ISO VIEW, UPDATE TAIL LENGTH TO 3.10mm(WAS 3.00mm)	03/17/2016	LH

Part Number	Positions/ Contacts	A		B	
		MM	INCH	MM	INCH
SWR204-NRTN-D02-RA-GA	02/04	2.00	0.079	5.90	0.232
SWR204-NRTN-D03-RA-GA	03/06	4.00	0.157	7.90	0.311
SWR204-NRTN-D04-RA-GA	04/08	6.00	0.236	9.90	0.390
SWR204-NRTN-D05-RA-GA	05/10	8.00	0.315	11.90	0.469
SWR204-NRTN-D06-RA-GA	06/12	10.00	0.394	13.90	0.547
SWR204-NRTN-D07-RA-GA	07/14	12.00	0.472	15.90	0.626
SWR204-NRTN-D08-RA-GA	08/16	14.00	0.551	17.90	0.705
SWR204-NRTN-D09-RA-GA	09/18	16.00	0.630	19.90	0.783
SWR204-NRTN-D10-RA-GA	10/20	18.00	0.709	21.90	0.862
SWR204-NRTN-D11-RA-GA	11/22	20.00	0.787	23.90	0.941
SWR204-NRTN-D12-RA-GA	12/24	22.00	0.866	25.90	1.020
SWR204-NRTN-D13-RA-GA	13/26	24.00	0.945	27.90	1.098
SWR204-NRTN-D14-RA-GA	14/28	26.00	1.024	29.90	1.177
SWR204-NRTN-D15-RA-GA	15/30	28.00	1.102	31.90	1.256
SWR204-NRTN-D16-RA-GA	16/32	30.00	1.181	33.90	1.335
SWR204-NRTN-D17-RA-GA	17/34	32.00	1.260	35.90	1.413
SWR204-NRTN-D20-RA-GA	20/40	38.00	1.496	41.90	1.650

UNLESS OTHERWISE SPECIFIED: DIMENSIONS ARE IN MM[INCHES]	DRAWN	DATE	NAME	
		05/25/2011	LH	
TOLERANCES:	<small>THE INFORMATION HEREIN CONTAINS PROPRIETARY INFORMATION OF SULLINS ELECTRONICS AND IS NOT TO BE REPRODUCED, USED OR DISCLOSED TO OTHERS FOR ANY PURPOSE EXCEPT AS SPECIFICALLY AUTHORIZED IN WRITING BY AN OFFICER OF SULLINS ELECTRONICS.</small>			TITLE
ANGULAR:				WAFER 2.0mm [.079"] CC, DUAL ROW, RA
.X = ± 0.3 [.01]				PART NUMBER
.XX = ± 0.30 [.012]				SWR204-NRTN-D__-RA-GA
	SIZE	CAGE CODE	DWG. NO.	REV
	C	54453	11630	C
	SCALE: 8:1	SHEET 1 OF 1		